

Notice

All information contained in this manual is based on the latest product information at the time of publication. Bajaj Auto Limited accepts no liability for any inaccuracies or omissions in this publication, although every possible care has been taken to make it as complete and accurate as possible. All procedures and specifications subject to change without prior notice. The right is reserved to make such changes at any time without prior notice and without incurring an obligation to make such changes to product manufactured previously. Contact your authorized Bajaj Dealer for the latest information on product improvements incorporated after this manual was issued.

DOC. NO.: 71111461

REV. 00, MAR. 12

Foreword

We have pleasure in presenting the Spare Parts Catalogue for 'BOXER 150' Motorcycle. This catalogue has been specially designed to assist you in selecting the correct parts for procurement to maintain 100% availability.

The Bajaj spares are subjected to the stringent quality control standards to ensure longer life of the vehicle. It is therefore necessary that only the Genuine Bajaj Spares are used.

In a continual effort to improve Performance and Efficiency of the vehicles, Specifications, Diagrams, Illustrations and Part Numbers can change without notice. Consequently, the description in this Spare Parts Catalogue cannot therefore be final and binding on us.

The modifications / alterations which are carried out after the issue of this catalogue, will be conveyed to you through our Service Circulars. You are requested to make necessary corrections in the Parts Catalogue as per the circulars so as to keep your catalogue up-to-date. This will ensure the appropriate and speedy delivery of the Spare Parts as the order placed will bear the latest part numbers.

In case, if you need any technical assistance contact the concerned Regional Office or write to us on the following address :

Bajaj Auto Limited
Export Service Department
 Akurdi, Pune 411 035 India
 Phone : 020-27406557
 Fax : 020-27407385

Instructions

- 1. How to Read the Catalogue :** Open the catalogue and from the pictorial index locate the group in which the part you want to find is present. Turn over to the concerned page number (as given by pictorial index). Now find out the figure of the part you wish to order. Write down the part number against that particular figure number from the text.

In case, if you have the part number and you need the other details, the part index can be used. The part index (at the end of the catalogue) will give you the figure and page number of the part you wish to order.

- 2. How to Order Spare Parts :** The part number and the description of the part required should be invariably mentioned in the order as per the catalogue text.

The latest part number as conveyed through our service circulars should only appear on the order. In case of ordering painted components, colour shade of the components should be mentioned.

The quantity shown against the part number is the quantity per vehicle for that group so that particular quantity should be multiplied by the number of sets required.

- 3. Part Number System :** We have used 8 digit system for part numbers. The model or hardware item is indicated by first two digits or alphanumeric, the next two or four digits indicate main group and the last four or two digits indicate serial number in main group or serial number or subgroup of fastener respectively. Thus the part numbers will be indicated by 2-2-4 or 2-4-2 digit system. Understanding this system will enable you to identify the spare parts easily.

- 4. Abbreviations :** The following abbreviations are used in this catalogue.

Assly	Assembly	V	Volts
N.I.	Not illustrated	W	Watts
C'case	Crankcase	Accl.	Accelerator
Cyl	Cylinder	Comp.	Complete
O/s	Over size	Fr.	Front
Rr.	Rear	Std.	Standard
L	Length	A/t.	Alternate
R.H.	Right hand	L.H.	Left hand
Hex.	Hexagonal	AR	As required

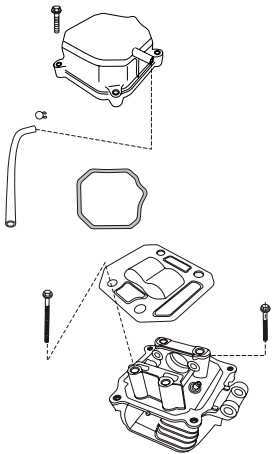
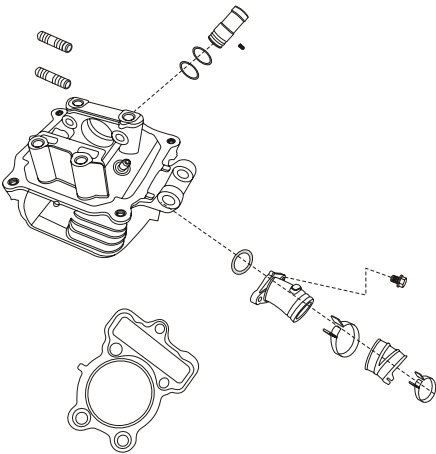
Index

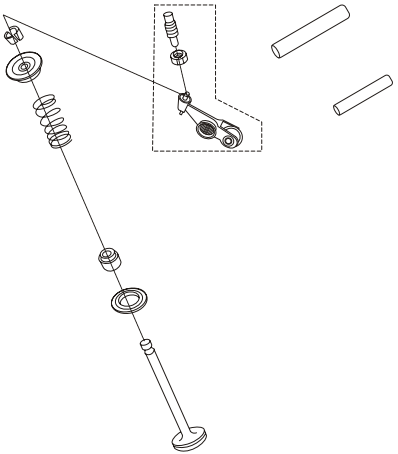
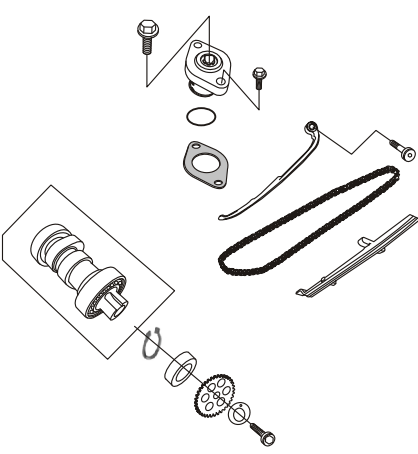
Plate No.	Description	Page No.
1	Cover Cylinder Head	2
2	Cylinder Head	4
3	Valve	6
4	Camshaft / Tensioner	8
5	Cylinder & Piston	10
6	Crankshaft	12
7	Transmission	14
8	Change Drum / Shift Fork	16
9	Gear Change Mechanism	18
10	Engine Assly & Crankcase RH	20
11	Crankcase LH	22
12	Cover RH	24
13	Cover Magneto	26
14	Clutch	28
15	Kick Starter Mechanism	30
16	Carburettor	32
17	Air Cleaner Complete	34
18	Silencer Assly	36
19	Oil Pump	38
20	Starter Assly	40
21	Magneto / C.D.I. / H.T. Coil	42
22	Seat Assly / Grip Frame	44
23	Engine Mountings	46
24	Frame & Frame Fitting	48
25	Swing Arm / Rear Shock Absorber	50
26	Rider Foot Rest / Pillion Foot Rest	52

Index

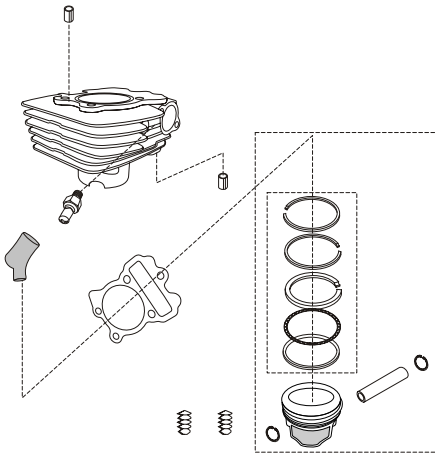
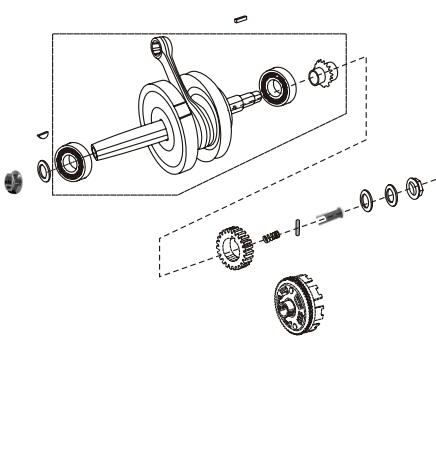
Plate No.	Description	Page No.
27	Mudguard Front & Rear	54
28	Stand Assembly	56
29	Tyre / Tube / Rim	58, 60
30	Front Hub	62, 64
31	Rear Hub	66, 68
32	Rear Brake Pedal	70
33	Handle Bar	72, 74
34	Front Fork	76, 78
35	Painted Parts & Decals	80
36	Petrol Tank, Cap Tank & Gauge Fuel	82
37	Fittings - Petrol Tank, Side Cover & Cover Seat	84
38	Meter Assembly	86
39	Control Cables	88
40	Chain Case	90
41	Head Lamp & Fairing	92, 94
42	Indicator Light Assembly	96
43	Tail Lamp Assembly / Front Number Plate	98
44	Electrical Equipments	100
45	Tool Kit	102
46	Accessories / Grab Handle	104
	Kits List	105 to 108
	Amendment Sheet (Parts Added & Deleted)	109, 110
	Part Index	111 to 124

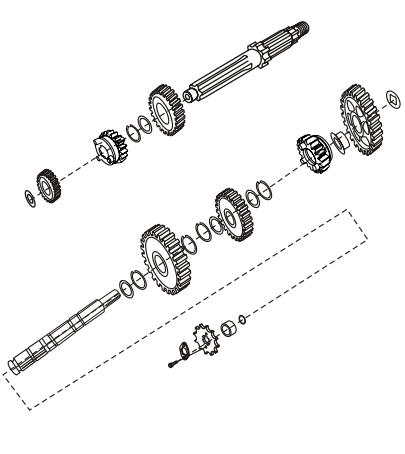
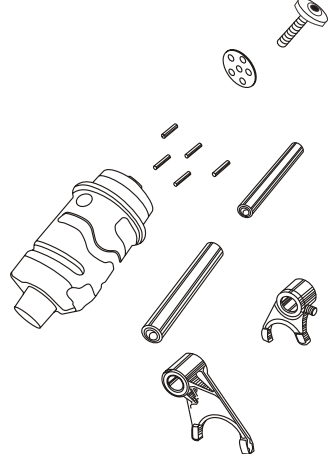
Pictorial Index

<p>PLATE NO. : 1 COVER CYLINDER HEAD</p>	<p>PAGE NO. 2</p>	<p>PLATE NO. : 2 CYLINDER HEAD</p>	<p>PAGE NO. 4</p>
			

<p>PLATE NO. : 3 VALVE</p>	<p>PAGE NO. 6</p>	<p>PLATE NO. : 4 CAMSHAFT / TENSIONER</p>	<p>PAGE NO. 8</p>
			

Pictorial Index

<p>PLATE NO. : 5 CYLINDER & PISTON</p>	<p>PAGE NO. 10</p>	<p>PLATE NO. : 6 CRANKSHAFT</p>	<p>PAGE NO. 12</p>
			

<p>PLATE NO. : 7 TRANSMISSION</p>	<p>PAGE NO. 14</p>	<p>PLATE NO. : 8 CHANGE DRUM / SHIFT FORK</p>	<p>PAGE NO. 16</p>
			

Pictorial Index

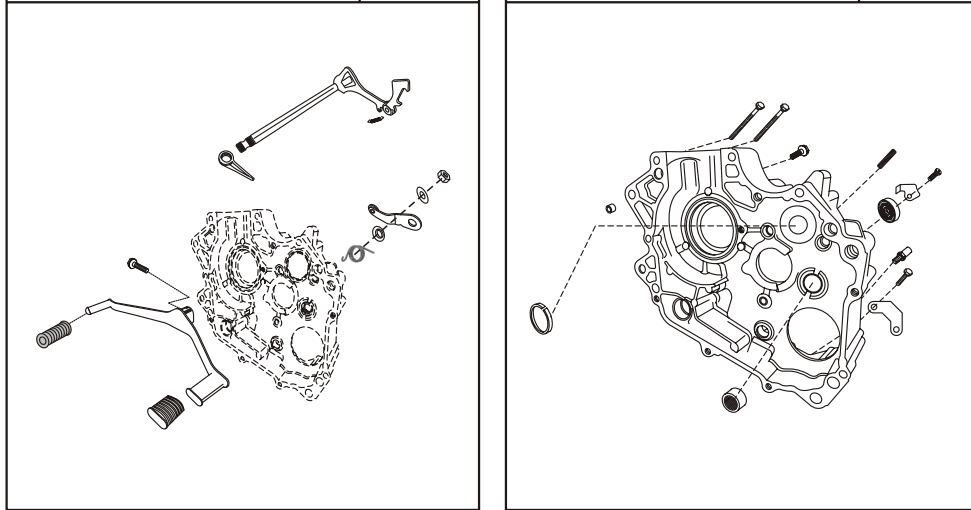
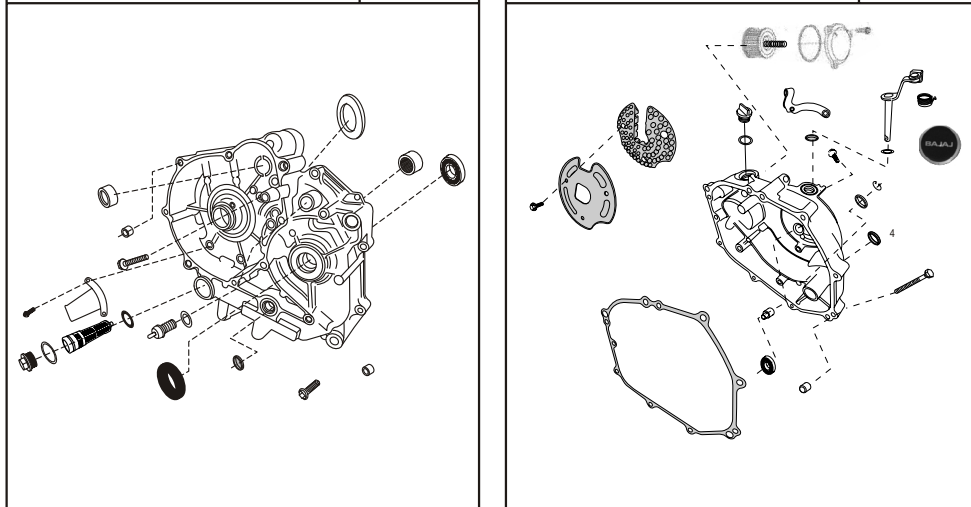
PLATE NO. : 9 GEAR CHANGE MECHANISM	PAGE NO. 18	PLATE NO. : 10 ENGINE ASSLY / CRANKCASE RH	PAGE NO. 20
			

PLATE NO. : 11 CRANKCASE LH	PAGE NO. 22	PLATE NO. : 12 COVER RH	PAGE NO. 24
			

Pictorial Index

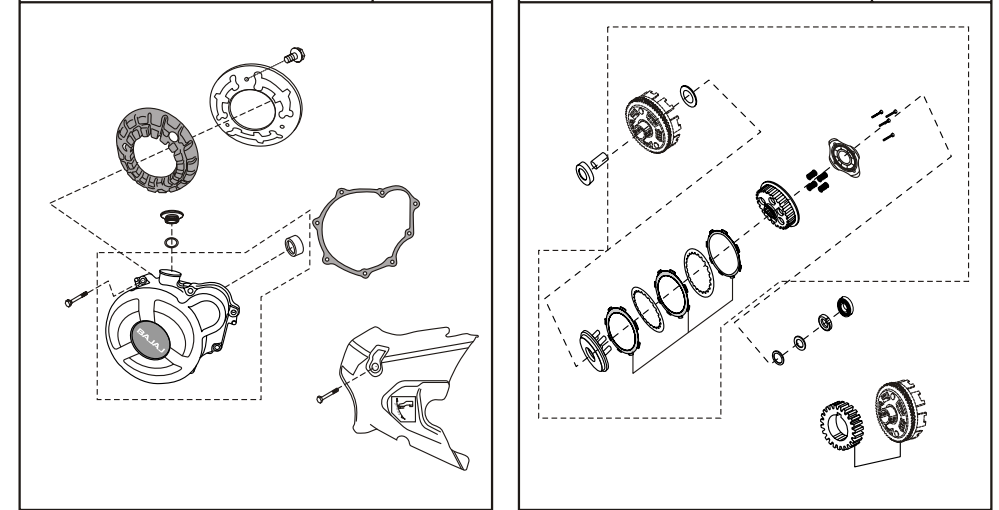
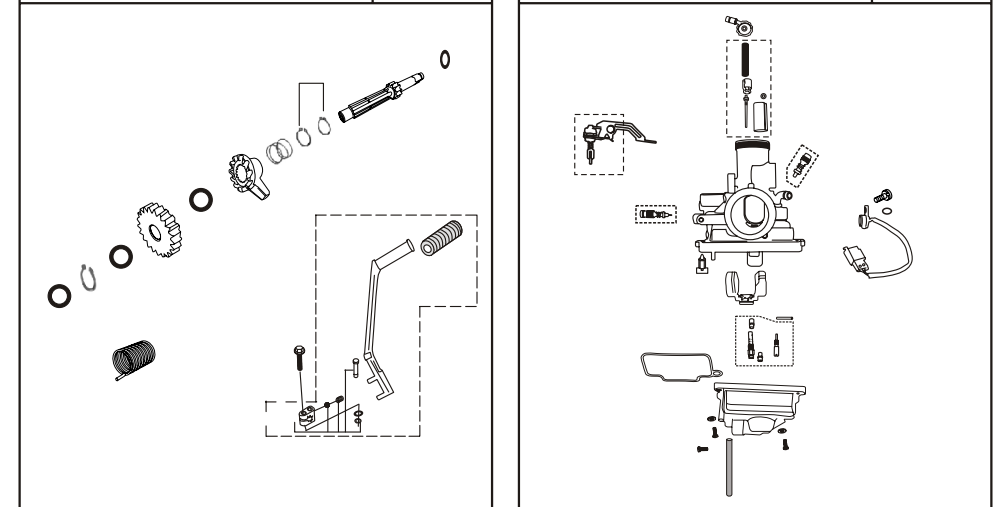
PLATE NO. : 13 COVER MAGNETO	PAGE NO. 26	PLATE NO. : 14 CLUTCH	PAGE NO. 28
			

PLATE NO. : 15 KICK STARTER MECHANISM	PAGE NO. 30	PLATE NO. : 16 CARBURETOR	PAGE NO. 32
			

Pictorial Index

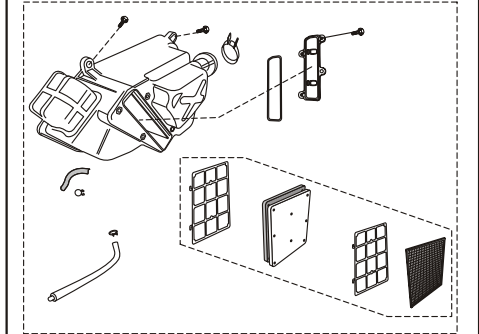
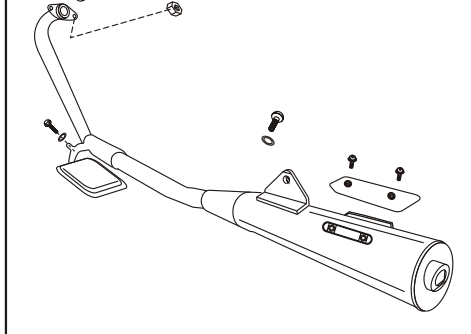
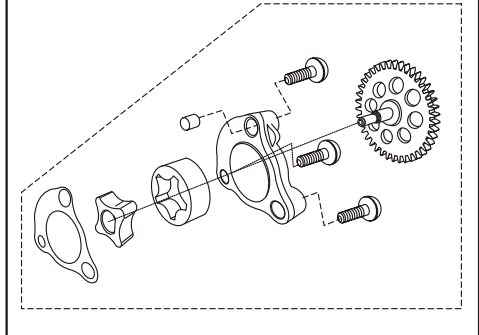
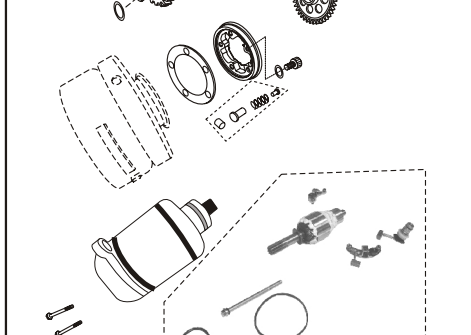
PLATE NO. : 17 AIR CLEANER COMPLETE	PAGE NO. 34	PLATE NO. : 18 SILENCER ASSLY	PAGE NO. 36
			

PLATE NO. : 19 OIL PUMP	PAGE NO. 38	PLATE NO. : 20 STARTER ASSEMBLY	PAGE NO. 40
			

Pictorial Index

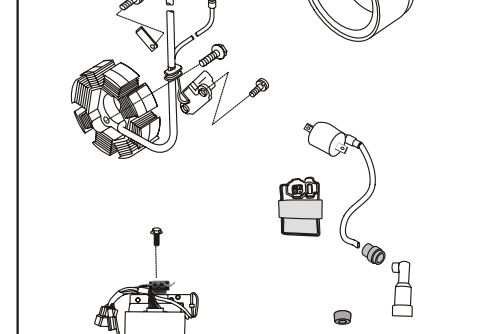
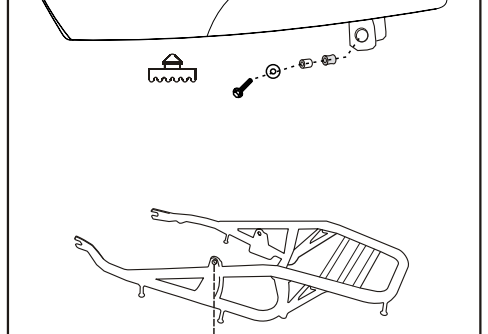
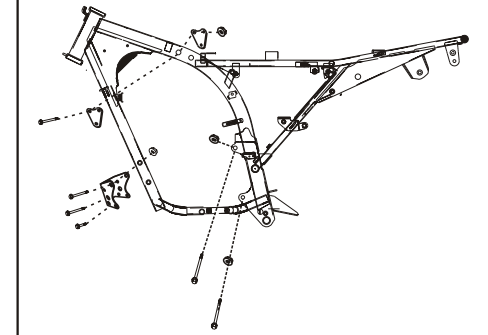
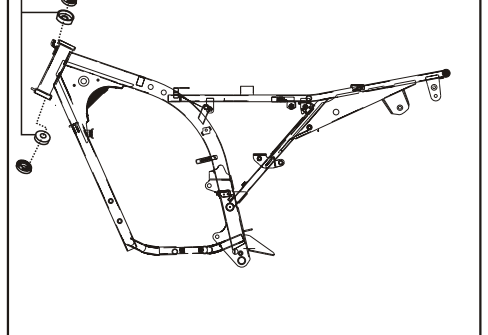
PLATE NO. : 21 MAGNETO, CDI & H.T. COIL	PAGE NO. 42	PLATE NO. : 22 SEAT ASSEMBLY	PAGE NO. 44
			

PLATE NO. : 23 ENGINE MOUNTING	PAGE NO. 46	PLATE NO. : 24 FRAME & FRAME FITTING	PAGE NO. 48
			

Pictorial Index

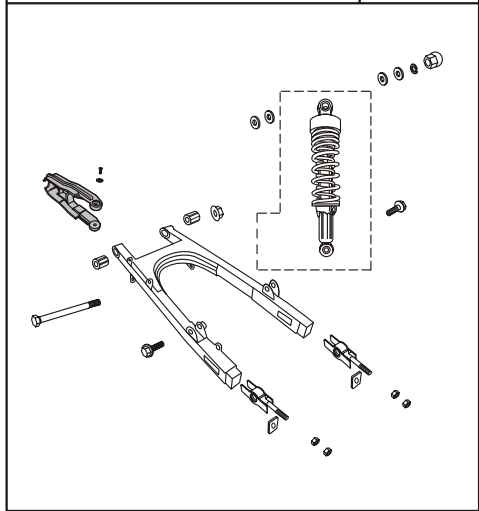
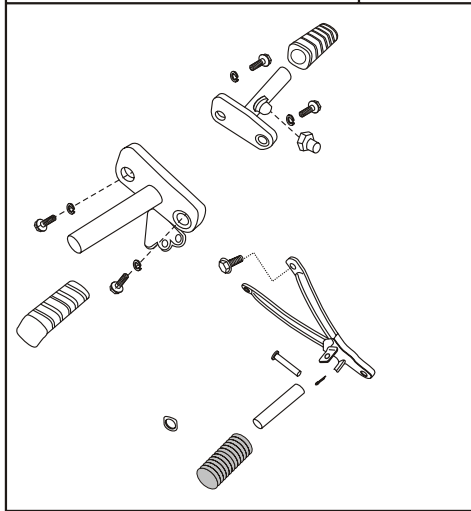
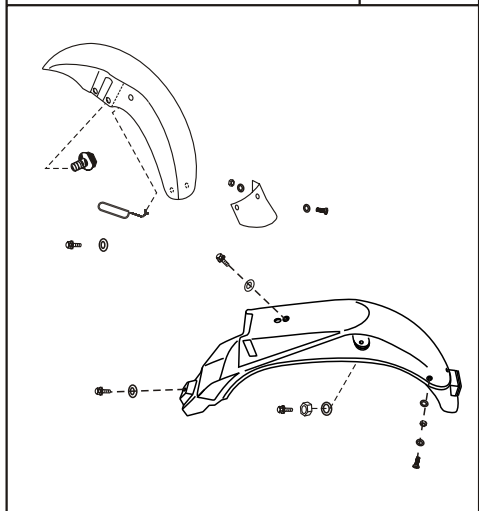
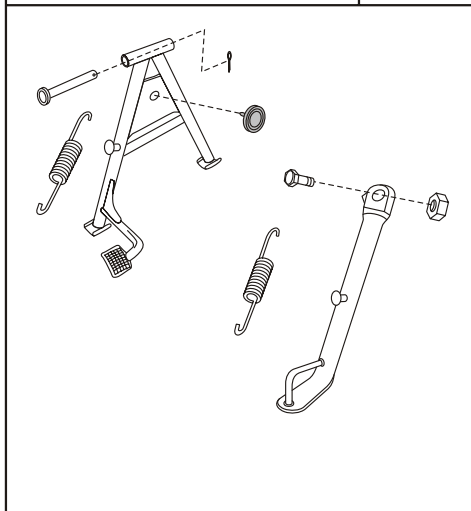
PLATE NO. : 25 SWING ARM / REAR SHOCK ABSORBER	PAGE NO. 50	PLATE NO. : 26 RIDER FOOT REST / PILLION FOOT REST	PAGE NO. 52
			

PLATE NO. : 27 MUD GUARD - FRONT & REAR	PAGE NO. 54	PLATE NO. : 28 STAND ASSEMBLY	PAGE NO. 56
			

Pictorial Index

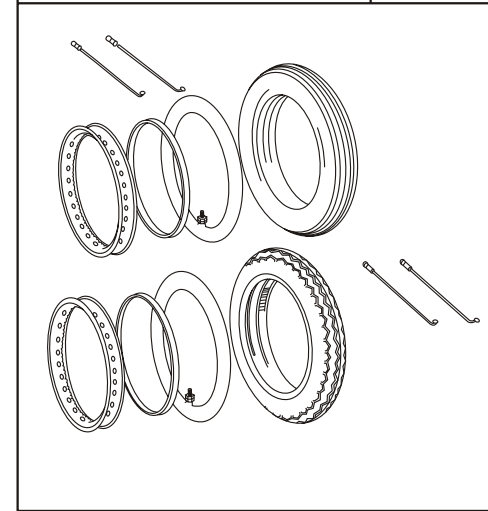
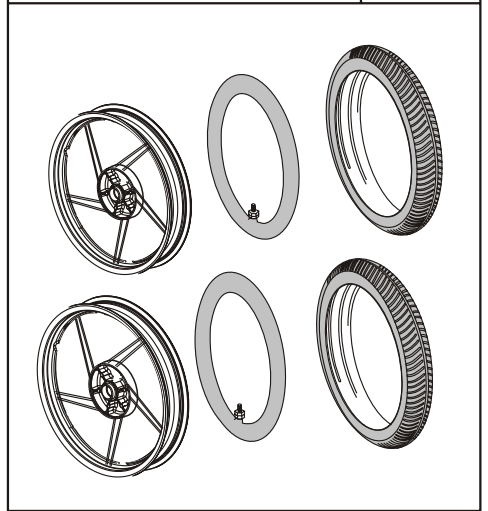
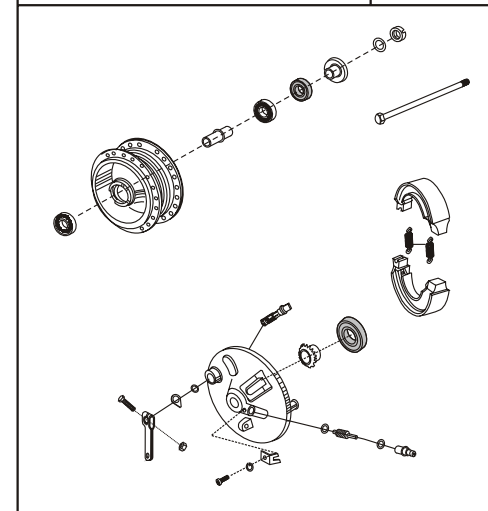
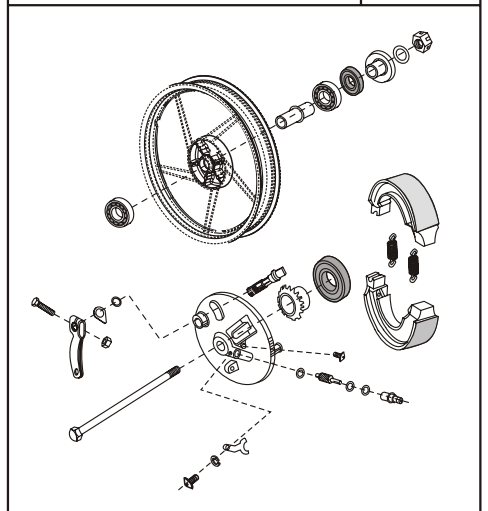
PLATE NO. : 29 TYRE, TUBE & RIM	PAGE NO. 58	PLATE NO. : 29 TYRE, TUBE & RIM (ALLOY WHEEL)	PAGE NO. 60
			

PLATE NO. : 30 FRONT HUB (FOR SPOKE WHEEL)	PAGE NO. 62	PLATE NO. : 30 FRONT HUB (FOR ALLOY WHEEL)	PAGE NO. 64
			

Pictorial Index

PLATE NO. : 31 REAR HUB (FOR SPOKE WHEEL)	PAGE NO. 66

PLATE NO. : 31 REAR HUB (FOR ALLOY WHEEL)	PAGE NO. 68

PLATE NO. : 32 REAR BRAKE PEDAL	PAGE NO. 70

PLATE NO. : 33 HANDLE BAR	PAGE NO. 72,74

Pictorial Index

PLATE NO. : 34 FRONT FORK (FOR W/O FAIRING)	PAGE NO. 76

PLATE NO. : 34 FRONT FORK (FOR FAIRING)	PAGE NO. 78

PLATE NO. : 35 PAINTED PARTS & DECALS	PAGE NO. 80

PLATE NO. : 30 FUEL TANK, CAP TANK & GAUGE FUEL	PAGE NO. 82

Pictorial Index

PLATE NO. : 37
FITTING - FUEL TANK, SIDE COVER
& COVER SEAT

PAGE NO.
84

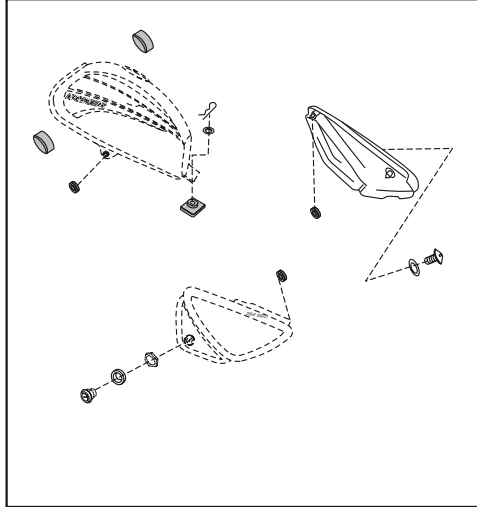


PLATE NO. : 38
METER ASSLY

PAGE NO.
86

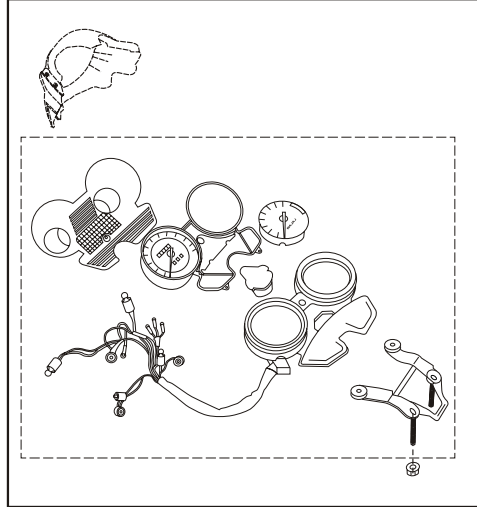


PLATE NO. : 39
CONTROL CABLES

PAGE NO.
88

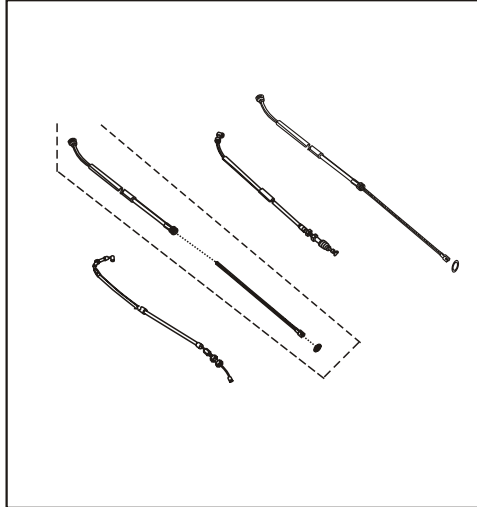
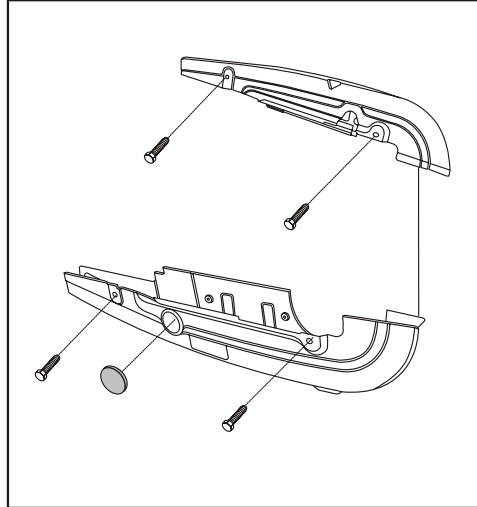


PLATE NO. : 40
CHAIN CASE

PAGE NO.
90



Pictorial Index

PLATE NO. : 41
HEADLAMP WITHOUT FAIRING

PAGE NO.
92

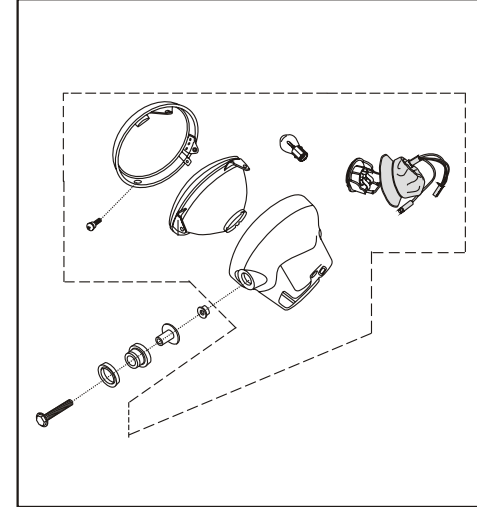


PLATE NO. : 41
HEADLAMP WITH FAIRING

PAGE NO.
94

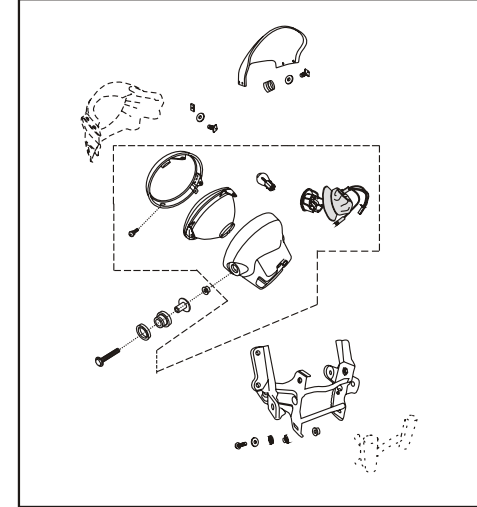


PLATE NO. : 42
INDICATOR LIGHT ASSLY

PAGE NO.
96

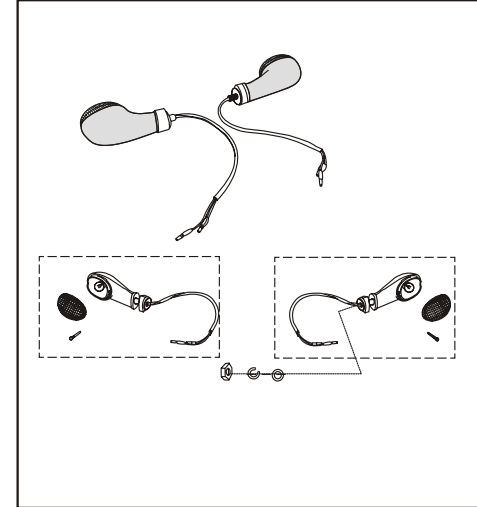
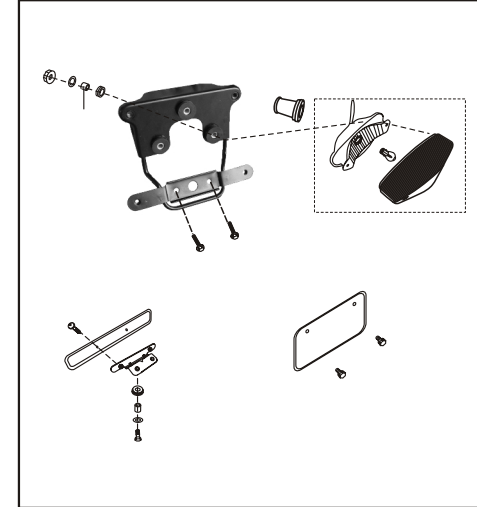


PLATE NO. : 43
TAIL LIGHT ASSLY / FR NUMBER PLATE

PAGE NO.
98



Pictorial Index

PLATE NO. : 44
ELECTRICAL EQUIPMENTS

PAGE NO.
100

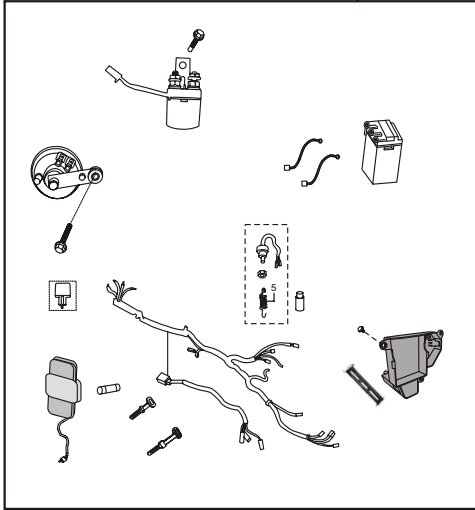


PLATE NO. : 45
TOOL KIT

PAGE NO.
102

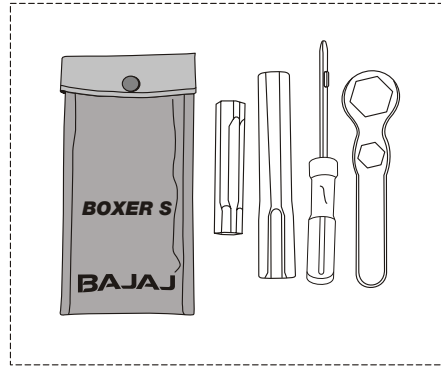


PLATE NO. : 46
ACCESSORIES

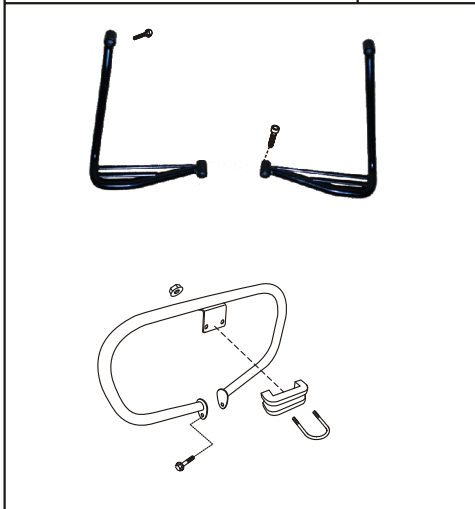


PLATE NO. :

PAGE NO.

Pictorial Index

PLATE NO. :

PAGE NO.




PLATE NO. :

PAGE NO.




PLATE NO. :

PAGE NO.



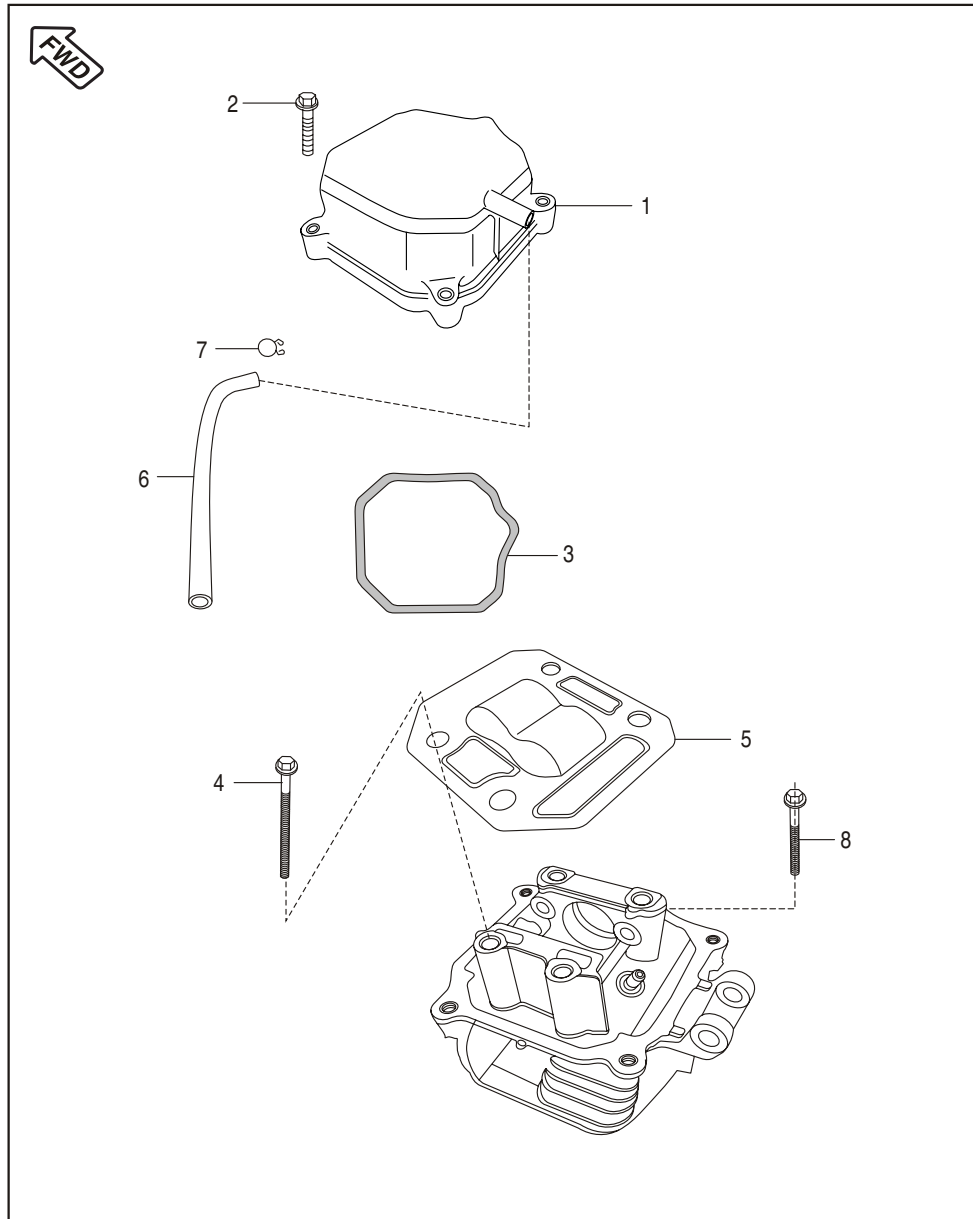


PLATE NO. :

PAGE NO.





Cover Cylinder Head

No.	Part No.	Description	Qty	Remarks
1	JZ 5110 21	Cover Cylinder Head Assly	1	
2	JV 5410 07	Bolt Flange	4	
3	JD 5110 10	Gasket Head Cover	1	
4	JA 5110 08	Bolt Head Mounting	4	M8 X 1.25 X 196L
5	PF 5110 27	Plate Cylinder Head	1	
6	JA 5110 11	Hose Breather	1	
7	DP 1210 25	Clamp	3	
8	PF 5110 21	Flange Bolt	1	M8 X 142

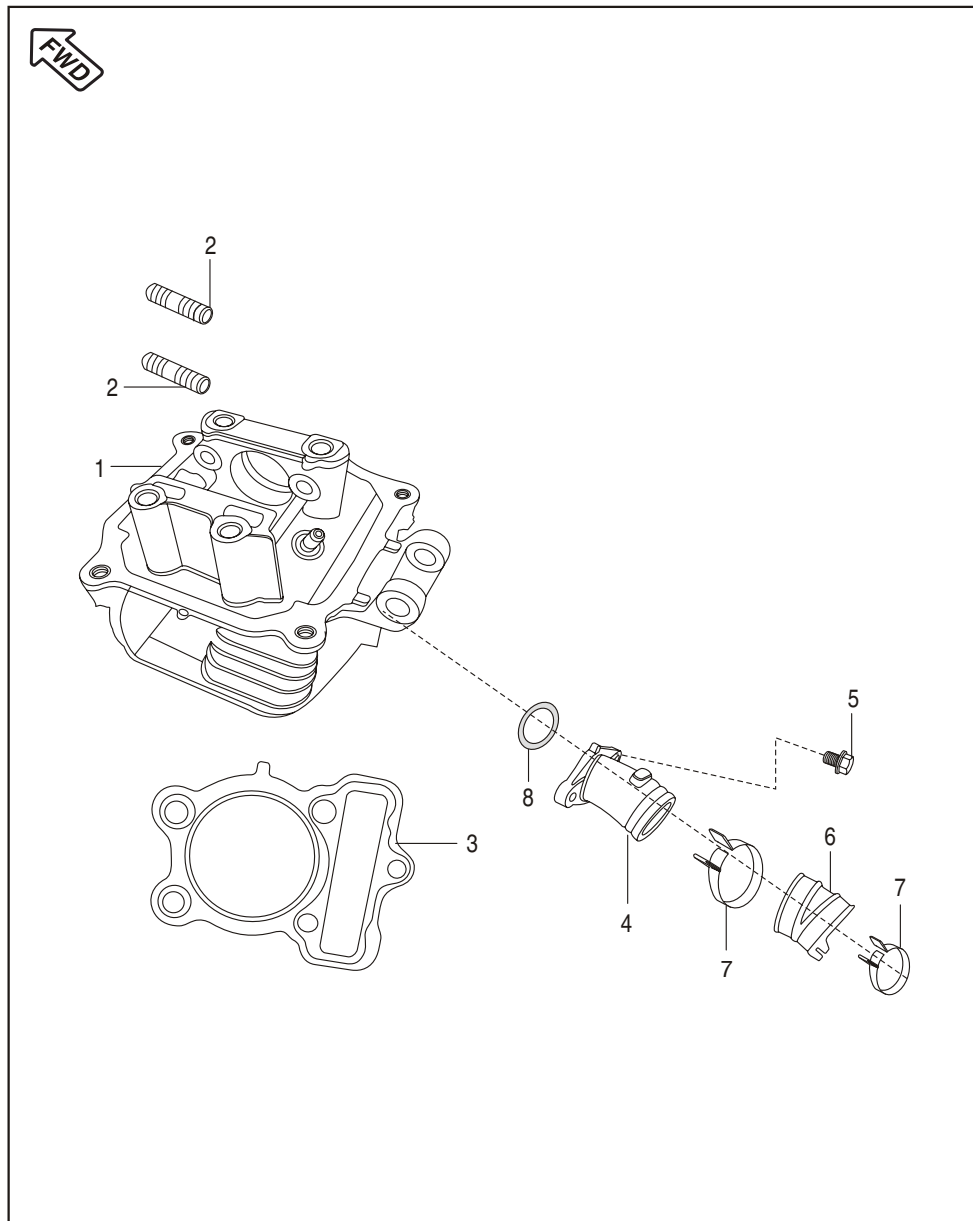
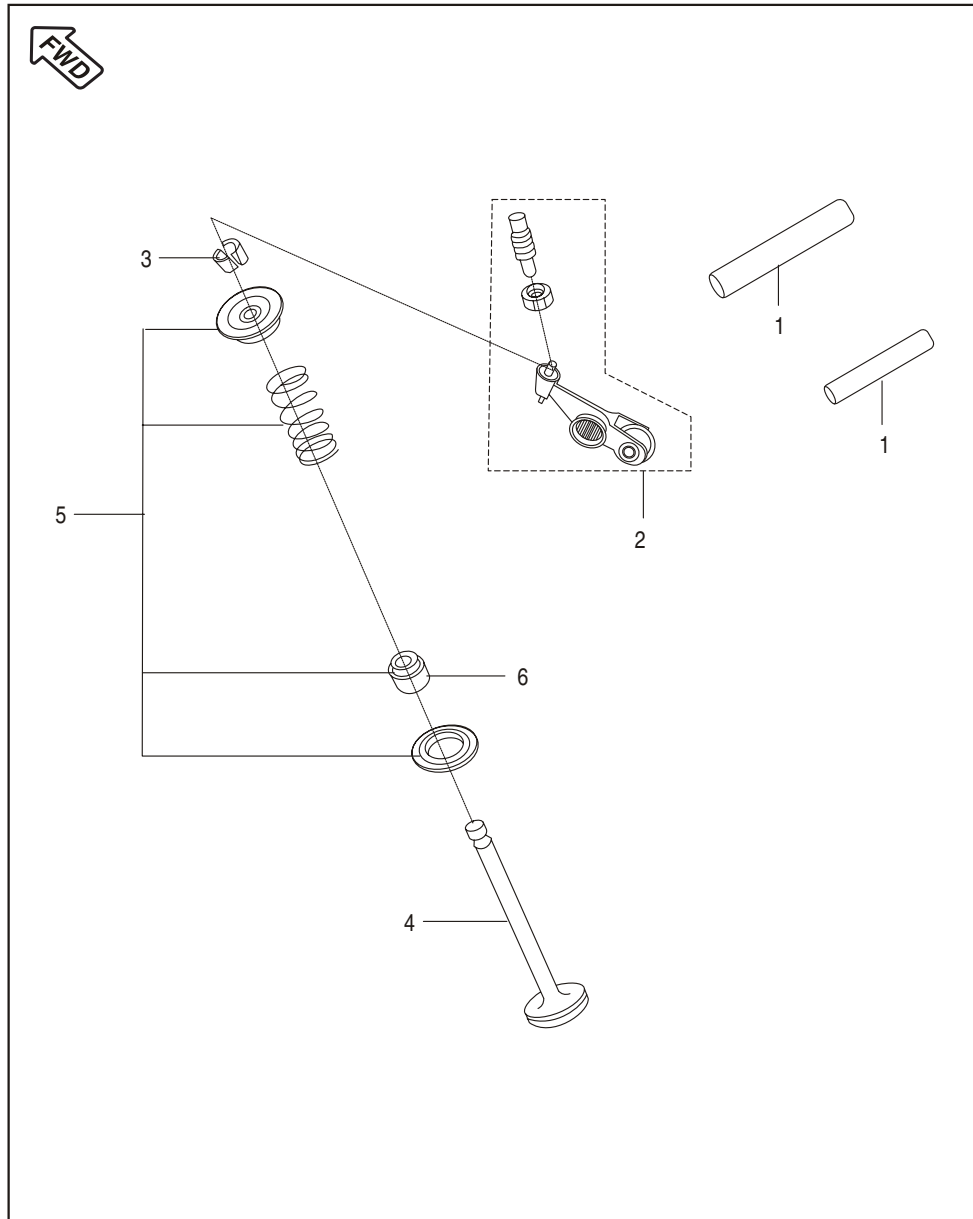


Plate No.: 2

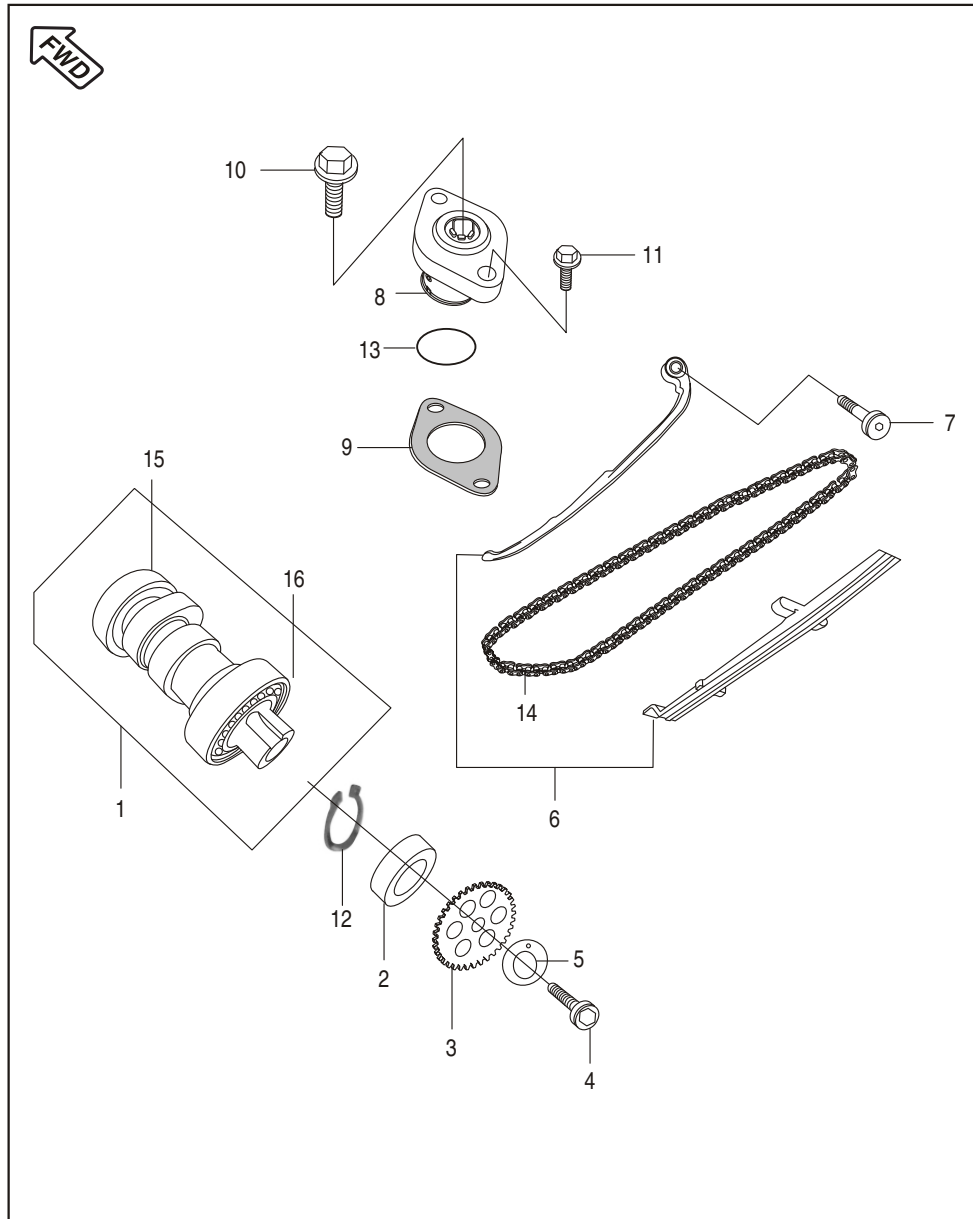
Cylinder Head

No.	Part No.	Description	Qty	Remarks
1	36 PF00 01	Kit Asly Cylinder Head	1	With studs & Valve Guide
2	JA 5110 28	Stud	2	
3	JZ 5110 16	Gasket Cylinder Head	1	
4	PF 5814 01	Intake Manifold	1	
5	JA 5814 06	Bolt Flange	2	
6	PF 5814 02	Sleeve (Carb - Duct Rubber)	1	
7	DH 1210 38	Clamp	2	
8	39 2539 21	'O' Ring (Intake Pipe)	1	



Valve

No.	Part No.	Description	Qty	Remarks
1	JA 5112 11	Shaft Rocker Arm	2	48.2 mm
2	JZ 5112 03	Rocker Arm with Roller	2	
3	DG 1010 29	Cotter Valve (Collet)	4	
4	36 JZ00 01	Valve Kit	1	Refer Page No. 105
5	36 JZ00 04	Valve Repair Kit	1	Refer Page No. 105
6	39 2017 19	Seal Valve Stem	2	



Camshaft / Tensioner

No.	Part No.	Description	Qty	Remarks
1	JZ 5110 04	Camshaft Complete	1	
2	JA 5112 16	Spacer Cam Sprocket	1	
3	DS 1012 76	Sprocket Cam Shaft - 32 T	1	
4	DH 1013 87	Hex Head Bolt	1	
5	DH 1010 48	Special Washer Cam Shaft	1	'O' Washer
6	36 JE00 03	Guide Chain Kit	1	Refer Page No. 105
7	DH 1013 92	Cam chain Tensioner Pivot Bolt	1	
8	JV 5210 03	Adjuster Chain Silver	1	
9	CS 1011 28	Gasket	1	
10	JA 5210 18	Bolt M6 Chain Tensioner	1	
11	JA 5210 19	Bolt M6 X 20 Silver	2	Adjuster Mounting
12	39 0594 17	Circlip for Camshaft	1	
13	39 2669 21	'O' Ring (Tensioner)	1	
14	DS 1099 05	Cam Chain (94 Link)	1	
15	39 1880 20	Bearing Ball - Small 15 X 32 X 9	1	W X OD X ID
16	39 2683 20	Bearing Ball - Big 17 X 35 X 10	1	

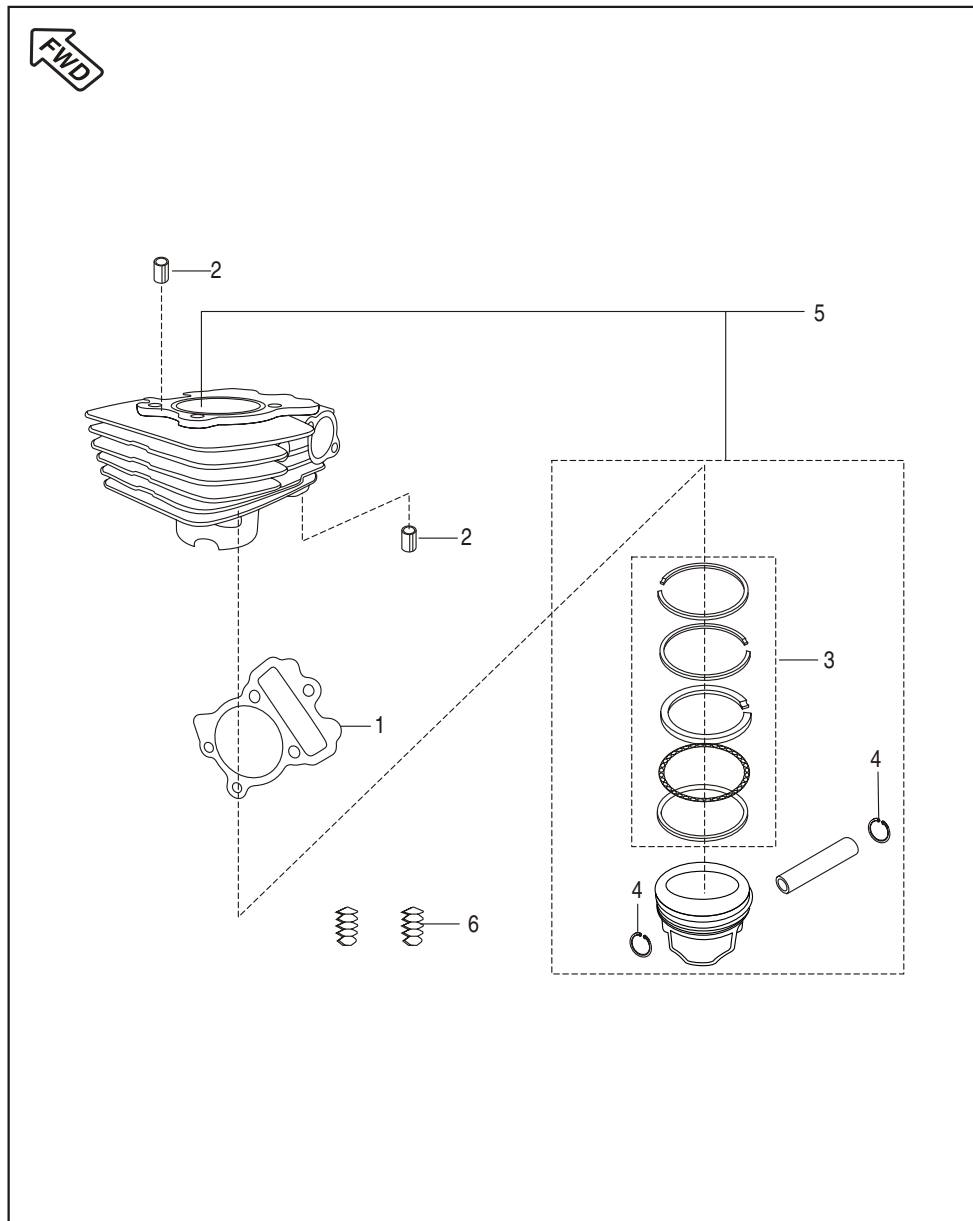
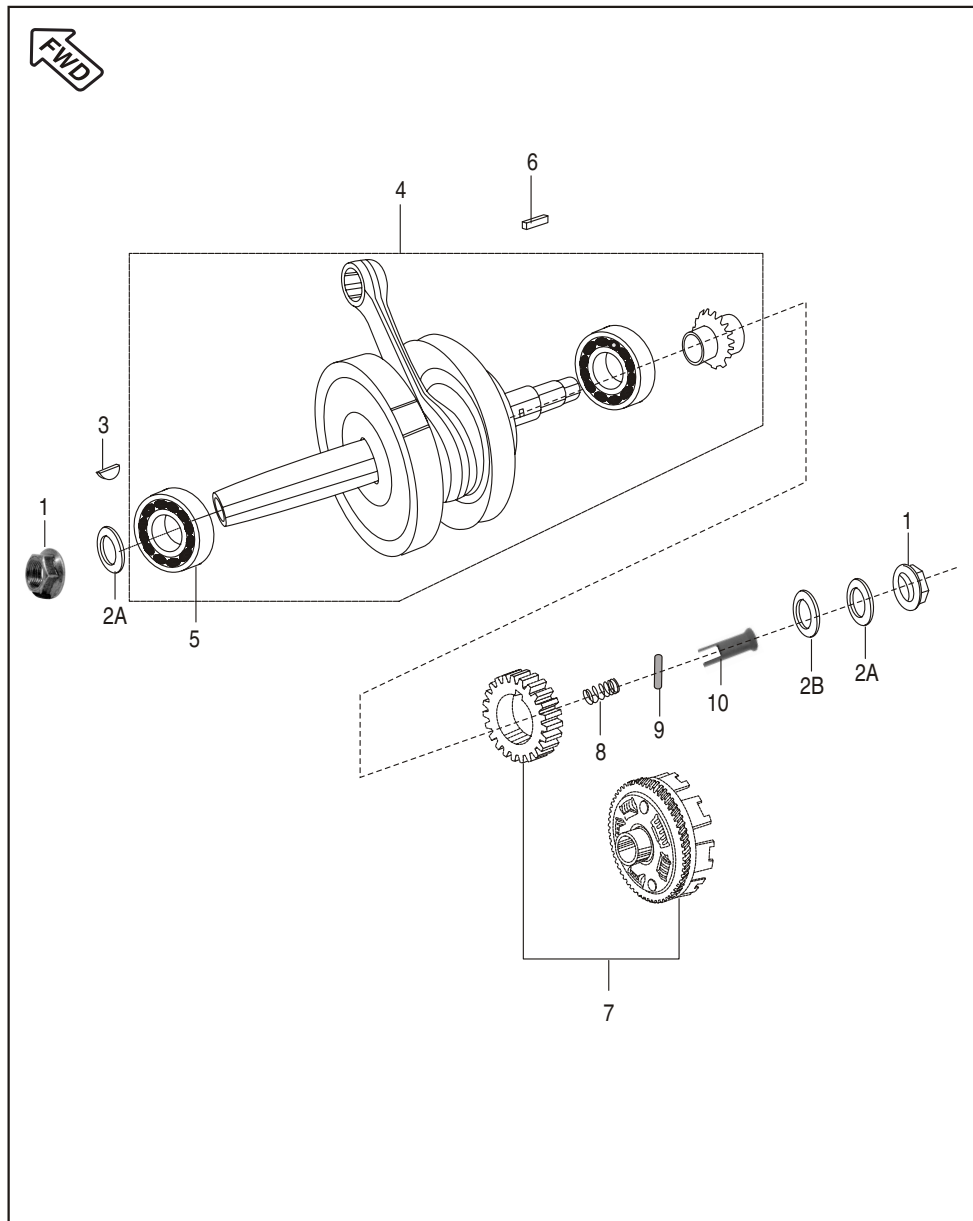


Plate No.: 5

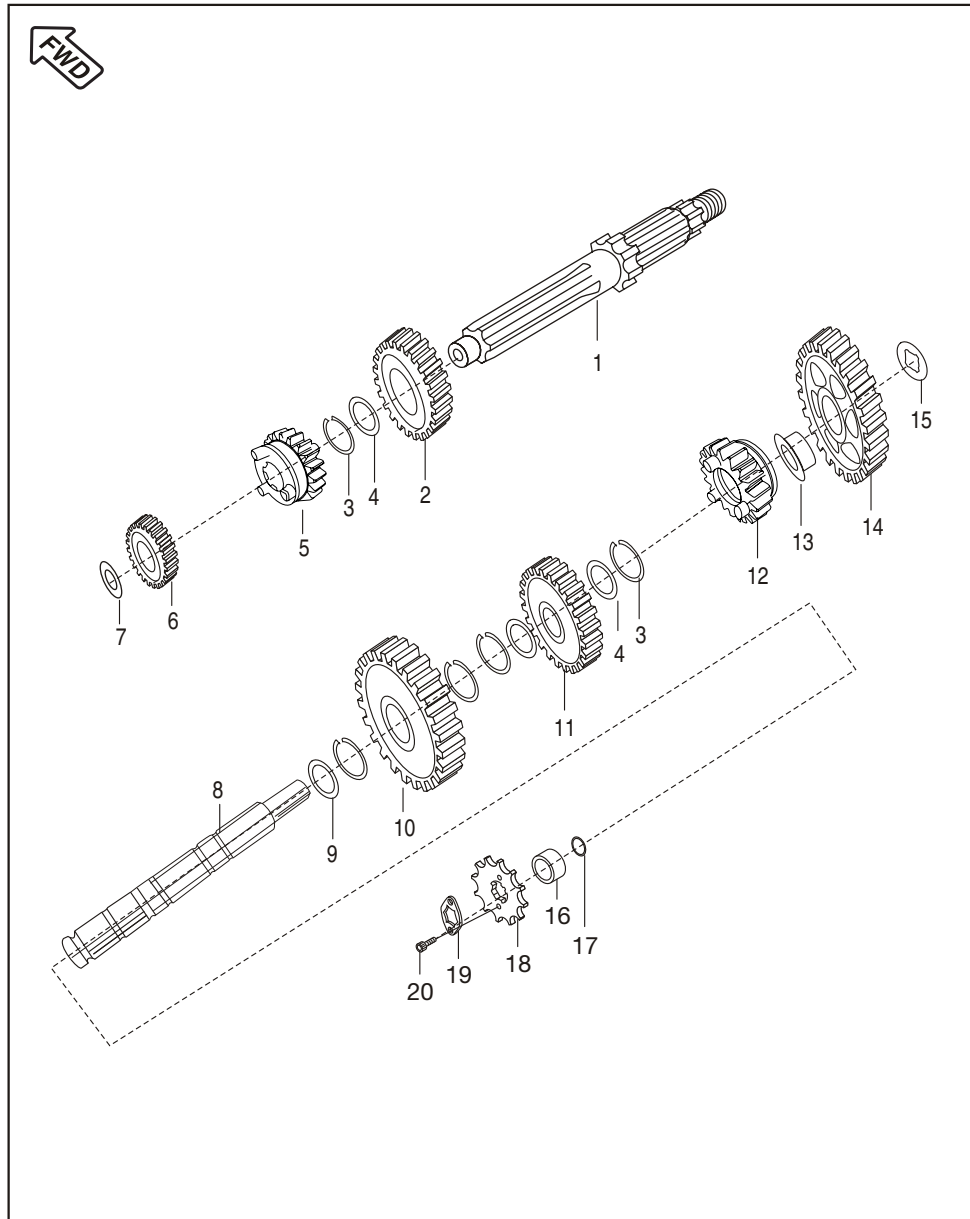
Cylinder and Piston

No.	Part No.	Description	Qty	Remarks
1	JD 5210 02	Gasket Cylinder Block	1	
2	39 1000 06	Dowel Pin	2	
3	36 JZ00 05	Piston Ring Set	1	Refer Page No. 105
4	DP 1011 65	Ring Snap	2	
5	36 PF00 02	Kit Cylinder Block / Piston Assly.	1	Refer Page No. 107
6	JA 5210 15	Damper Cylinder Block	3	



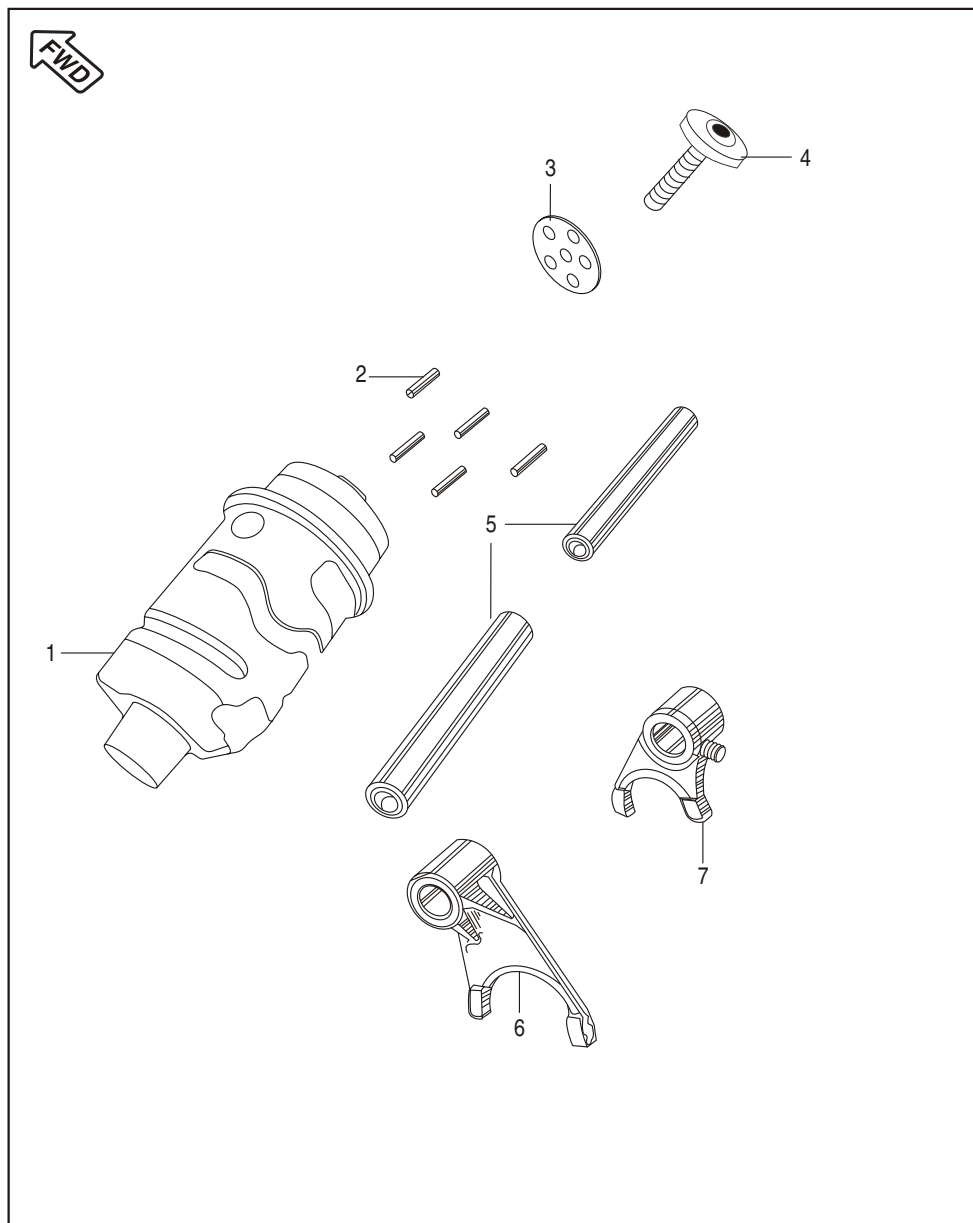
Crankshaft

No.	Part No.	Description	Qty	Remarks
1	59 1500 14	Flange Nut	2	
2A	59 1200 03	Belleville Washer	2	
2B	59 1100 08	Plain Washer	1	
3	31 1011 73	Key Woodruff	1	
4	PF 5310 00	Crank Shaft Assly	1	
5	JE 5310 01	Ball Bearing 56 X 22 X 16	2	
6	DS 1011 54	Parallel Key	1	
7	36 JZ00 03	Set Primary Drive / Driven	1	Refer Page No. 107
8	JA 531012	Spring	1	
9	JA 5310 15	Pin Crank Shaft Plunger	1	
10	JB 5310 21	Plunger Oil Crank Shaft	1	



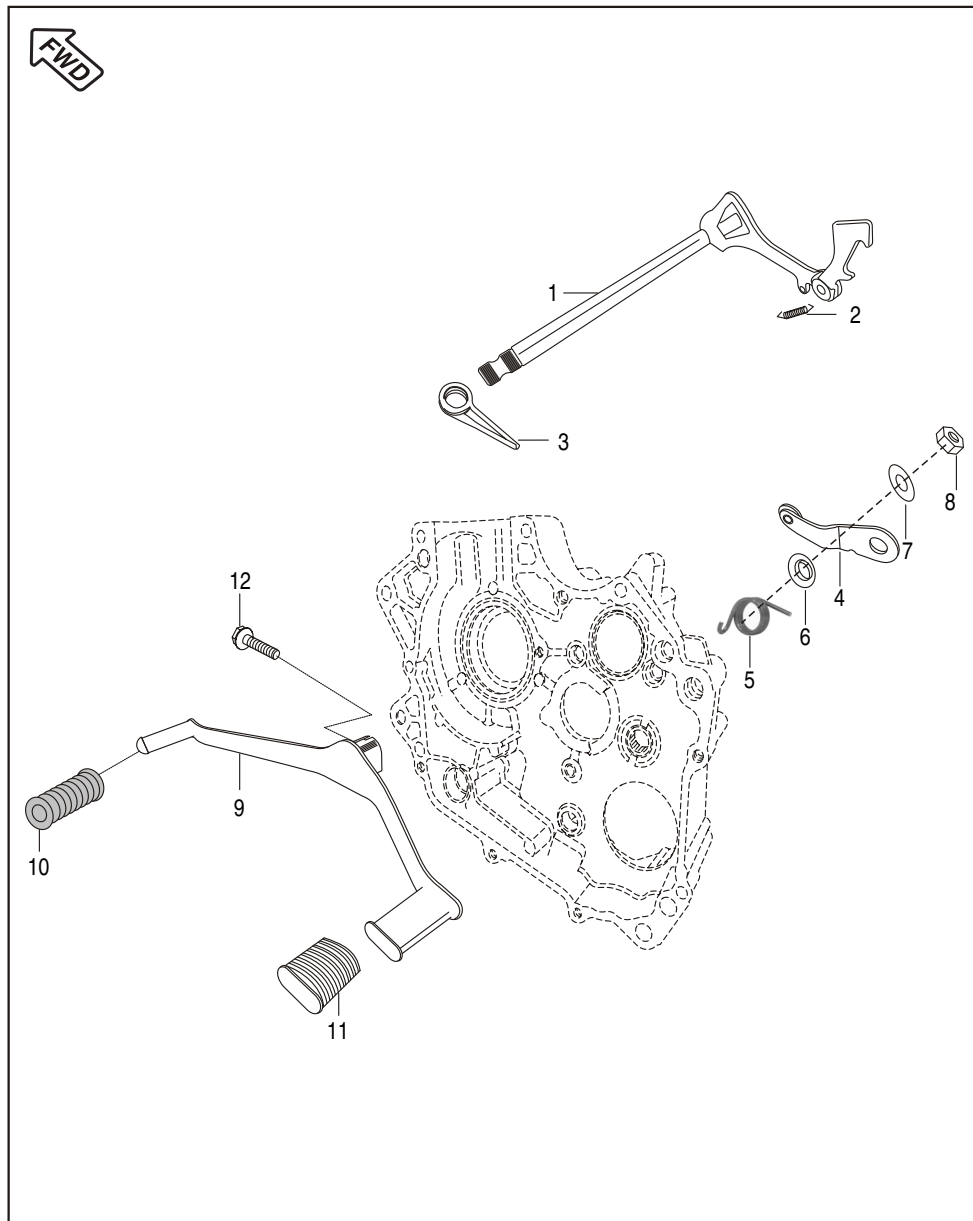
Transmission

No.	Part No.	Description	Qty	Remarks
1	PF 5510 02	Shaft Input Transmission (Drive)	1	
2	PF 5512 02	Gear 4th Drive	1	
3	39 0987 17	Ring Snap (17.2 X 20.5 X 1.5)	5	
4	JA 5510 02	Spline Washer (17.2 X 20.5 X 1.5)	3	
5	PF 5512 01	Gear 3rd Drive	1	
6	PF 5512 00	Gear 2nd Drive	1	
7	JA 5510 04	Washer Thrust 2nd Drive	1	
8	PF 5510 03	Shaft Output Transmission (Driven)	1	
9	PF 5512 06	2nd Driven Washer	1	
10	PF 5512 03	Gear 2nd Driven	1	
11	PF 5512 04	Gear 3rd Driven	1	
12	PF 5512 05	Gear 4th Driven	1	
13	JZ 5512 05	Bush 1st Driven	1	
14	JZ 5512 04	Gear 1st Driven	1	
15	JA 5510 08	Washer Thrust 1st Driven	1	
16	JA 5510 09	Collar Sprocket Drive	1	
17	59 2100 24	'O' Ring Collar Sprocket (13.8 X 1.9)	1	
18	JZ 5510 04	Sprocket Drive (Engine Sprocket)	1	14 Teeth
19	DU 1012 13	Plate Lock Sprocket	1	
20	39 1981 04	Socket Head Bolt	2	



Change Drum / Shift Fork

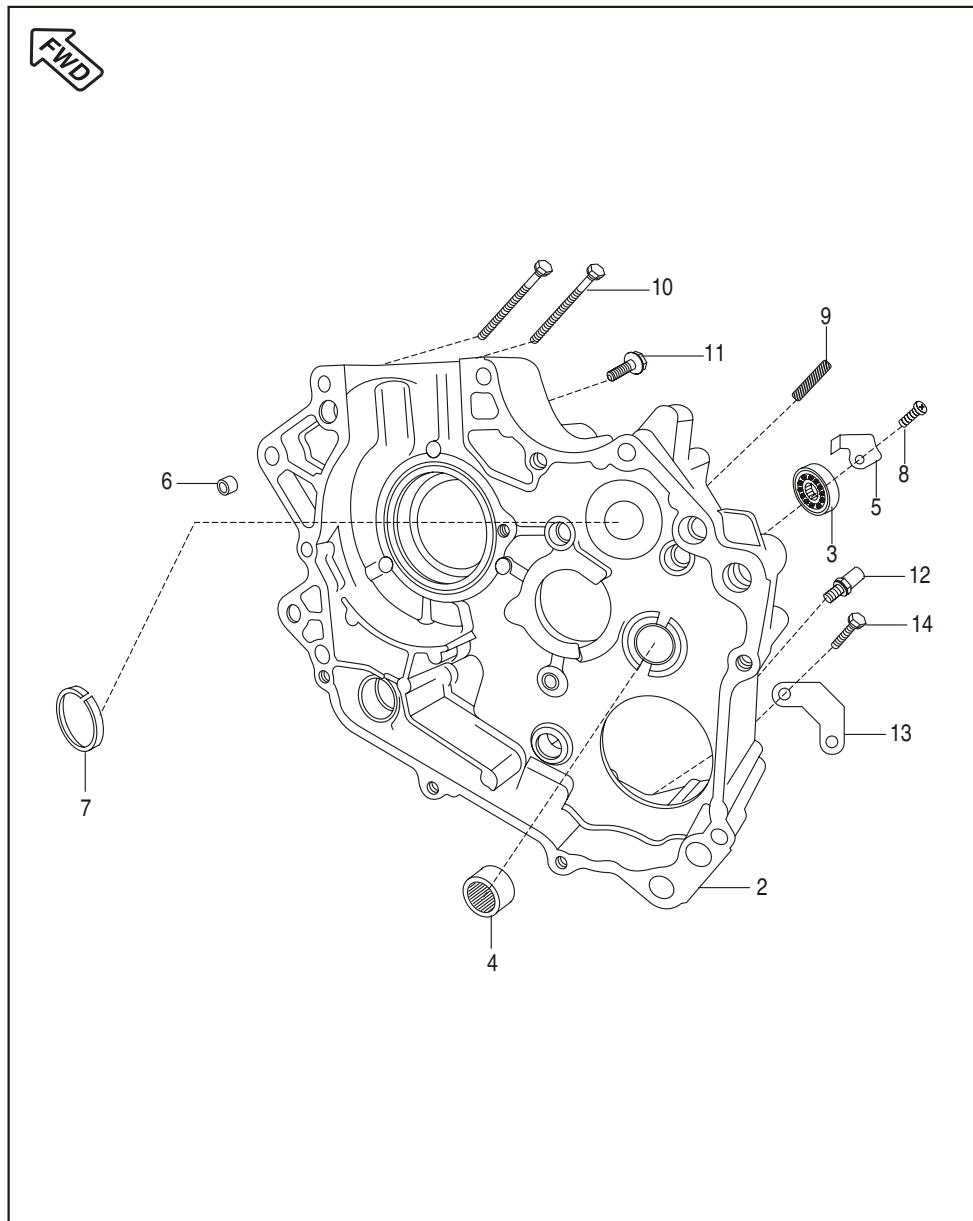
No.	Part No.	Description	Qty	Remarks
1	PF 5610 00	Drum Complete Gear Shift	1	
2	39 0992 06	Dowel (Pin Drum Change)	5	
3	JA 5610 02	Cam Drum Change	1	
4	JD 5610 11	Special Bolt Drum Change	1	M6 X 1
5	PF 5610 02	Shaft Gear Shift Fork	2	
6	JD 5610 04	Fork Gear Shift Output	1	
7	JZ 5610 02	Fork Gear Shift Input	1	



FWD Front Wheel Direction

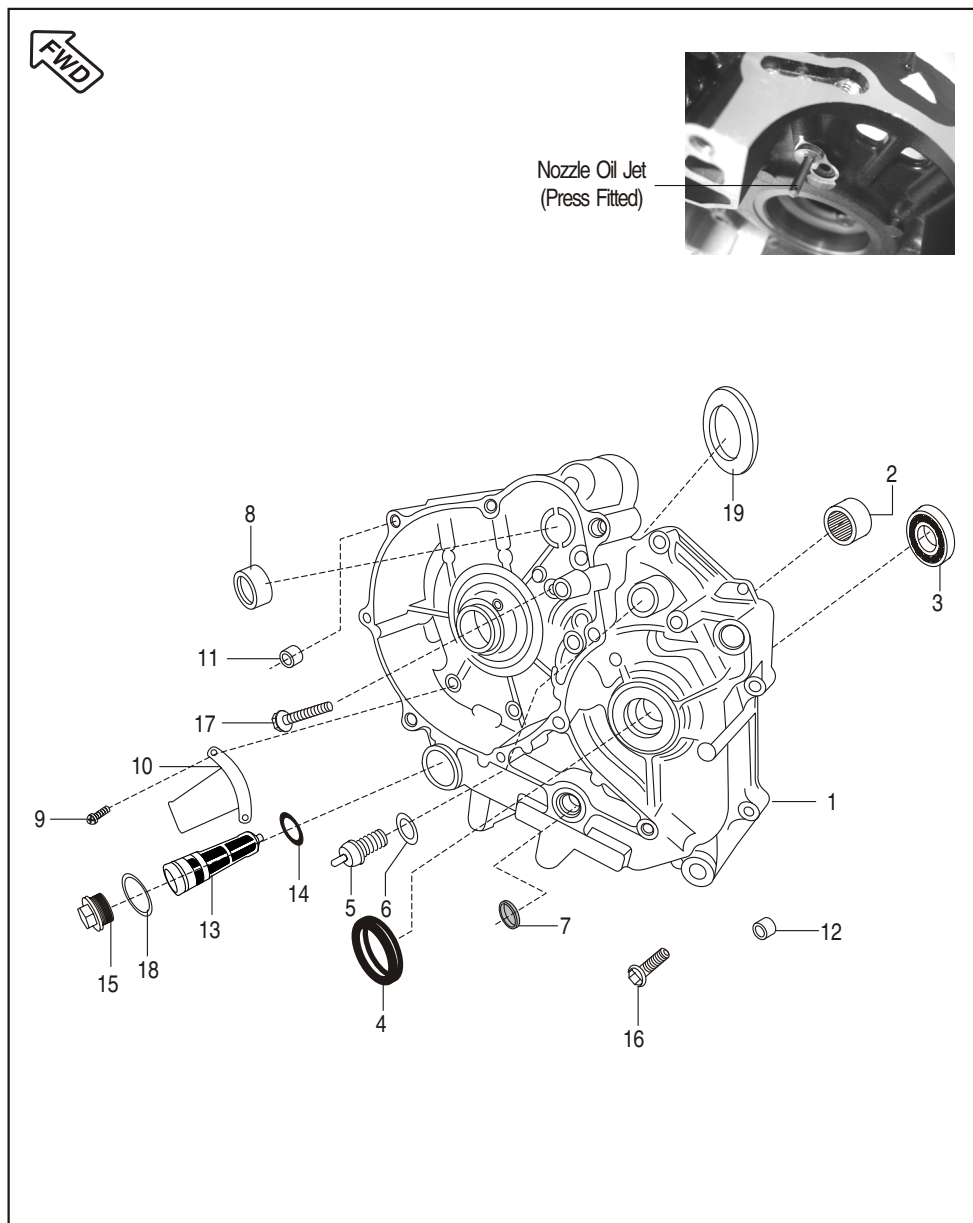
Gear Change Mechanism

No.	Part No.	Description	Qty	Remarks
1	PF 5612 00	Lever Gear Shift Comp	1	
2	JW 5612 06	Extension Spring	1	
3	JW 5612 08	Spring Gear Shift Return	1	
4	JA 5612 07	Inhibitor Complete Gear Shift	1	
5	JA 5612 08	Spring Inhibitor	1	
6	JA 5612 09	Step Washer (Collar)	1	
7	39 2704 11	Plain Washer	1	
8	39 0817 15	Hex Nut / Flange - M6	1	
9	JZ 5614 01	Lever Gear Shift (Gear Pedal)	1	
10	DH 1015 09	Damper	1	
11	DG 1013 39	Damper	1	
12	JA 5612 11	Flange Bolt	1	



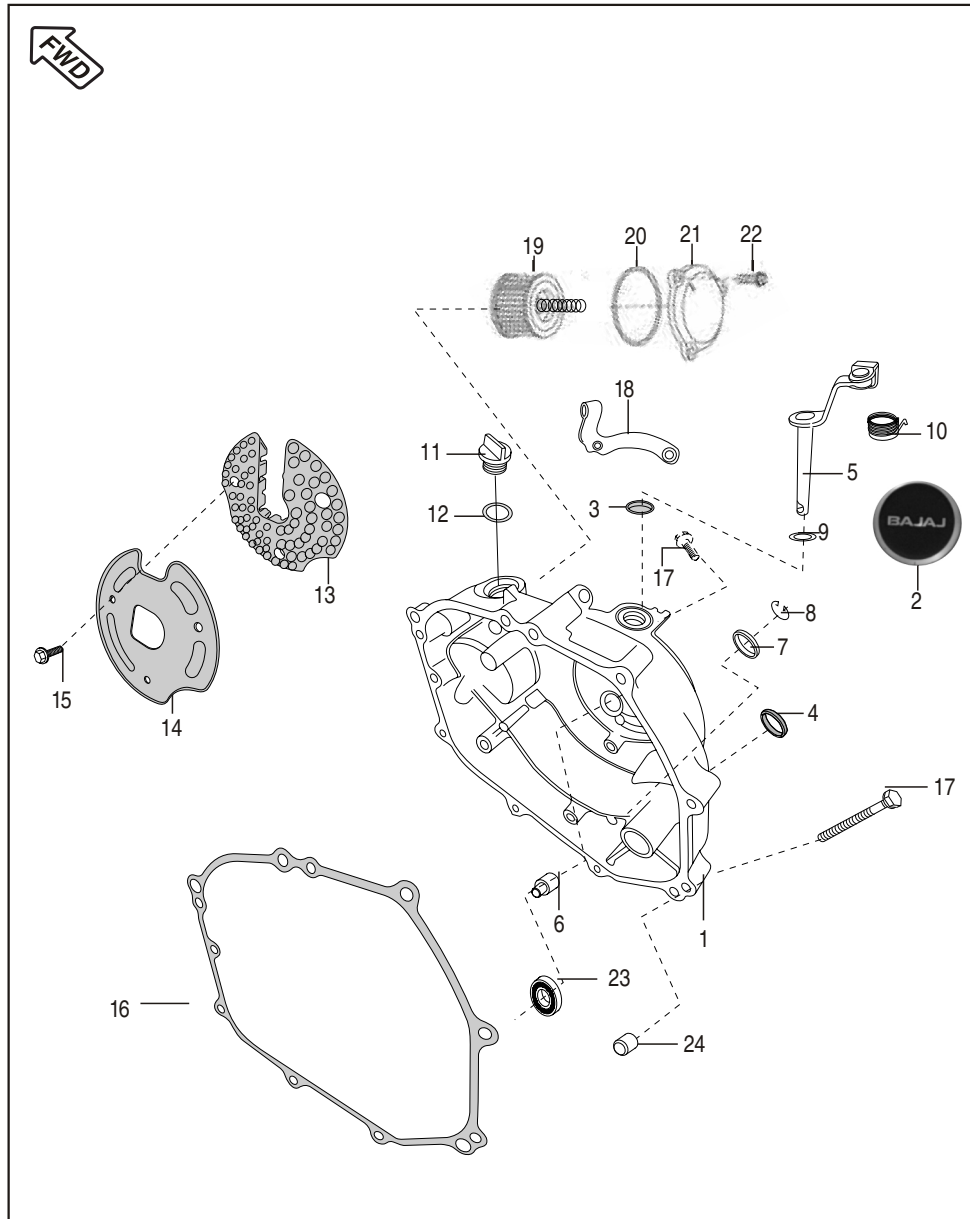
Engine Assembly / Crankcase RH

No.	Part No.	Description	Qty	Remarks
1	PF 5010 04	Engine Assly SS BM-150 4 Speed	1	N.I.
2	36 PF00 05	Kit Asly C'case RH BM150	1	
3	59 2000 36	6203 Ball Bearing	1	For I/P Shaft.
4	JA 5410 11	Needle Roller Bearing	1	For O/P Shaft.
5	JA 5410 10	Stopper Plate	1	
6	39 1000 06	Dowel Pin	2	
7	PF 5410 18	Bushing Drum BM-150	1	
8	DH 1013 80	Screw	1	
9	52 JA00 27	Stud Inhibitor Mounting	1	
10	JV 5412 16	Bolt M6 X 85 Silver	2	Crankcase Mounting
11	JV 5410 07	Flange Bolt	1	Crankcase Mounting
12	52 JA00 29	Bolt Shift Change	1	
13	JA 5410 12	Guide Kick	1	
14	39 1964 04	Flange Bolt - Small	2	



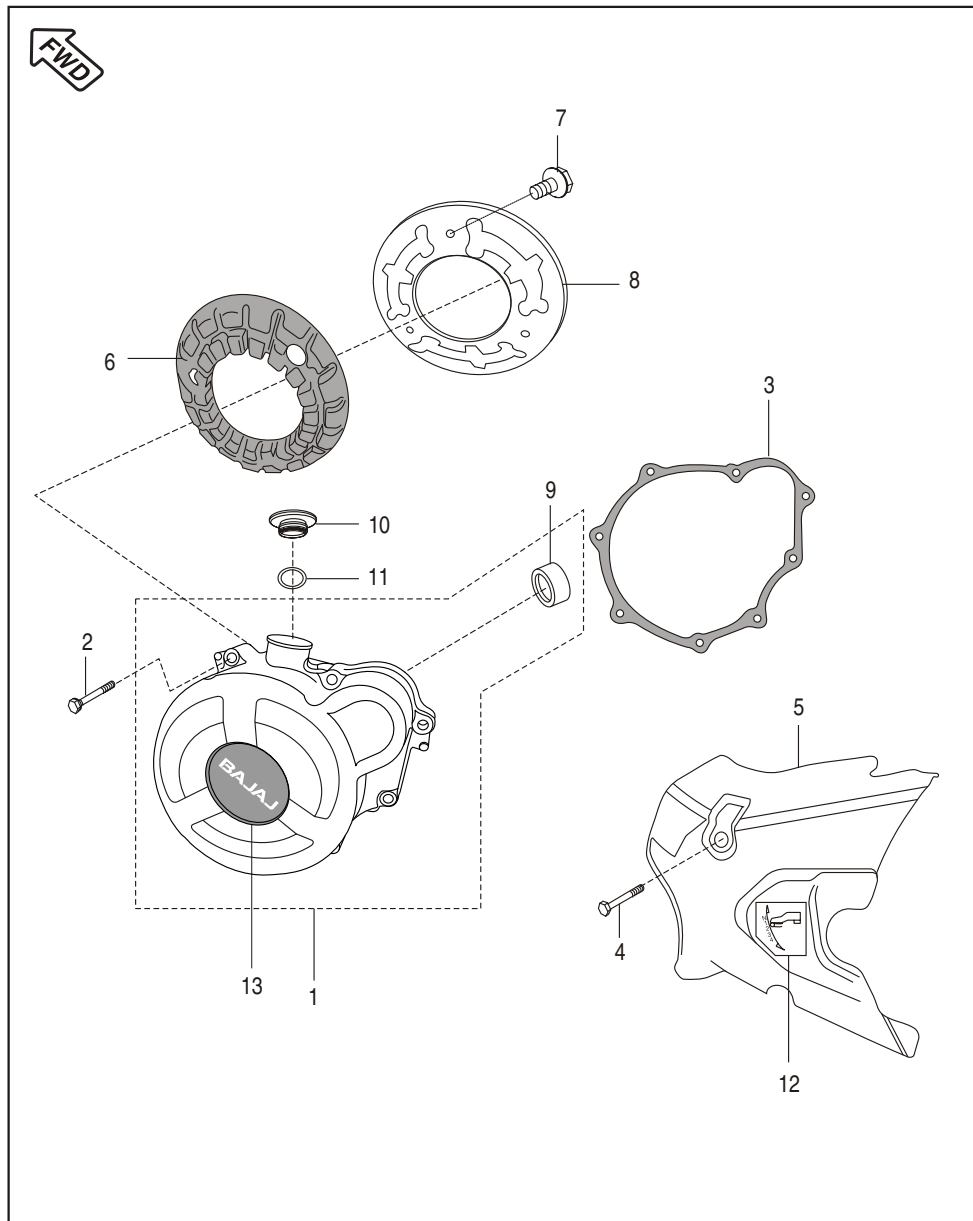
Crankcase LH

No.	Part No.	Description	Qty	Remarks
1	36 PF00 04	Kit Asly C'case Magneto Side BM-150	1	NRB + Bush
2	39 2562 20	Needle Roller Bearing	1	
3	59 2000 36	6203 Ball Bearing	1	
4	39 1715 19	Seal Oil	1	Output Shaft
5	31 2010 81	Switch Complete	1	Neutral Switch
6	DH 1017 84	Gasket Neutral Switch (T.I.S)	1	
7	39 2190 19	Oil Seal	1	Shifter Shaft
8	JA 5410 05	Bush Bendix	1	
9	39 0747 01	Screw Pan Cross M6	2	
10	JA 5410 34	Stopper Gear Starter Aluminium	1	
11	39 1000 06	Pin Dowel	4	
12	39 0999 06	Hollow Dowel Pin	4	
13	JG 5710 24	Mesh Oil Filter Assembly	1	
14	LJ A000 04	'O' Ring Strainer	1	
15	JV 5410 06	Cap Oil Filter	1	
16	JV 5410 07	Flange - Bolt	6	Crankcase Mounting
17	39 1759 04	Bolt (M6 X 1 X 55L)	1	Crankcase Mounting
18	59 2100 23	Ring 'O'	1	
19	JD 5410 00	Damper Crankshaft	1	



Cover RH

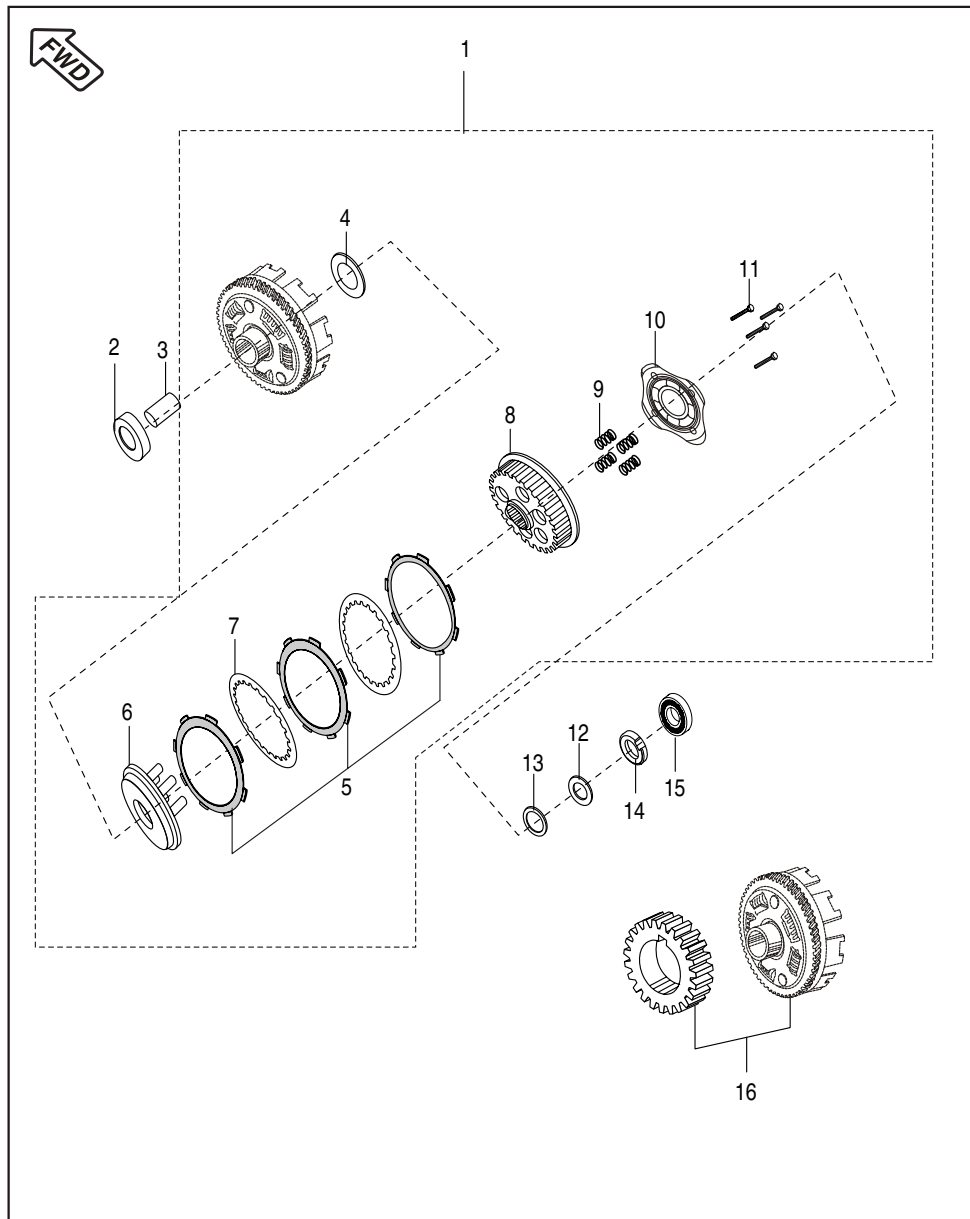
No.	Part No.	Description	Qty	Remarks
1	36 PF00 08	Kit Asly Cl Cover BM-150	1	Gauge +Circlip
2	JK 5412 14	Decal	1	
3	39 1041 19	Oil Seal Clutch Lever	1	
4	30 1011 42	Oil Seal (Kick Shaft)	1	
5	JV 5412 08	Shaft Clutch Release	1	
6	JE 5514 01	Rod Push	1	
7	DG 1014 18	Gauge	1	Oil Level Check
8	DS 1012 15	Wire Circlip	1	
9	JA 5412 36	Plain Washer	1	
10	JA 5412 37	Spring Torsion Clutch Lever	1	
11	JA 5412 11	Cap Oil Filler	1	
12	JA 5412 25	'O' Ring Cap Oil Filler	1	
13	JK 5412 12	Damper Clutch Cover PL BM-150	1	
14	JA 5412 16	Plate Damper	1	
15	DH 1013 88	Bolt Flange	3	
16	JA 5412 12	Gasket Clutch Cover	1	
17	JV 5410 07	Bolt Flange	8	Cl. Cover to C'case Mtg
18	JV 5412 09	Bracket Clutch Cable	1	
19	DD 1211 81	Oil Filter Element	1	
20	39 1671 21	'O' Ring	1	
21	JV 5412 05	Cap Filter	1	
22	JA 5210 19	Bolt Flange	3	
23	14 1510 33	Bearing Push Rod	1	
24	39 0999 06	Pin Hollow Dowel	2	



FWD Front Wheel Direction

Cover Magneto

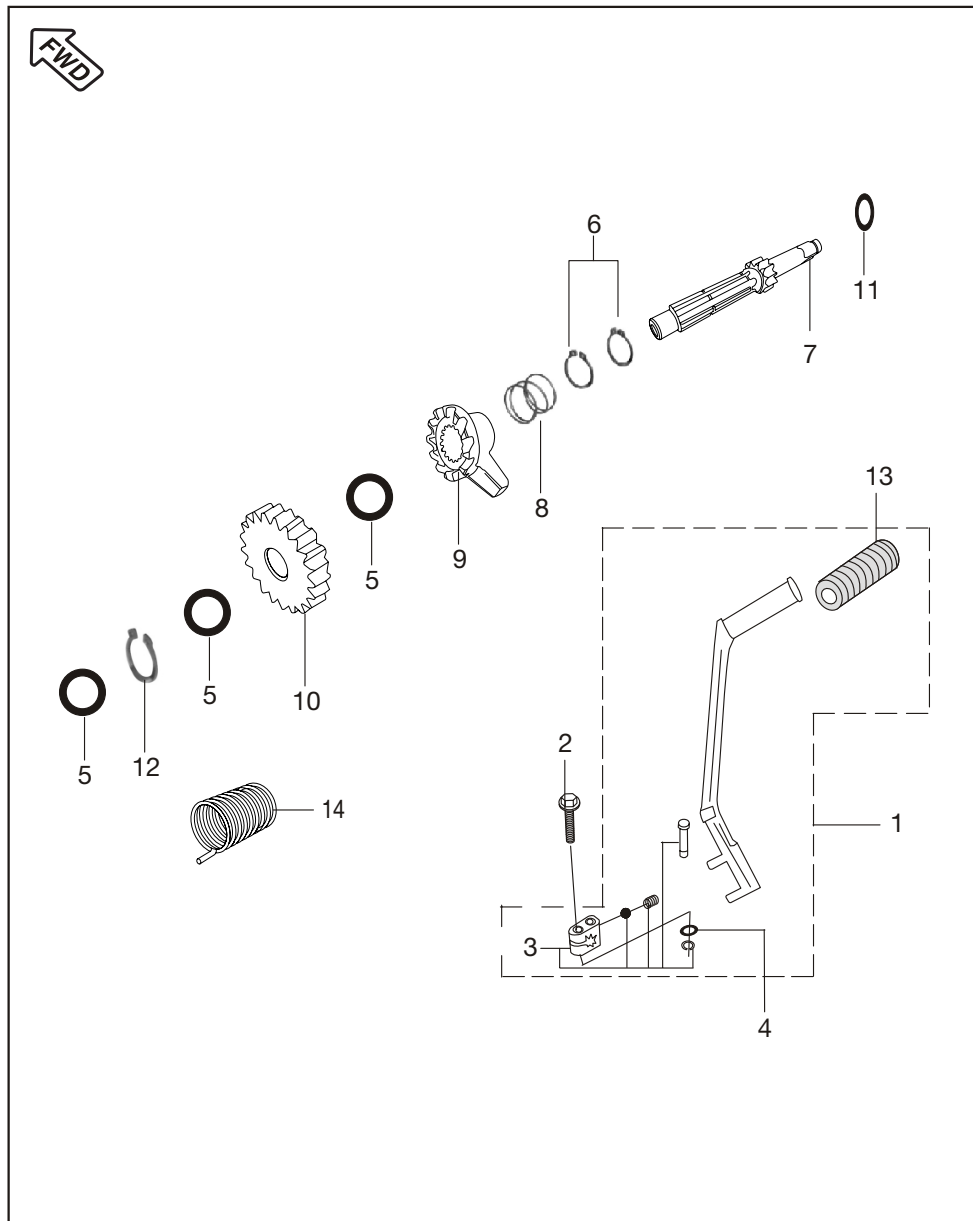
No.	Part No.	Description	Qty	Remarks
1	36 PF00 07	Kit Assly Cover Magneto	1	With Bush
2	JV 5412 15	Bolt M8 Silver colour	8	
3	JA 5412 05	Gasket Magneto Cover	1	
4	JV 5410 07	Bolt	2	
5	JV 5412 12	Cover LH Rear Complete	1	
6	JK 5412 13	Damper Cover Magneto	1	
7	DH 1013 88	Flanged Bolt	3	
8	JA 5412 21	Plate Damper Cover Magneto	1	
9	JA 5410 05	Bush	1	For Drive Gear Assly
10	JA 5412 33	Cap TDC Finder	1	
11	30 1011 95	'O' Ring	1	
12	DS 1611 50	Sticker Gear Shifting	1	
13	JK 5412 14	Decal	1	



FWD Front Wheel Direction

Clutch

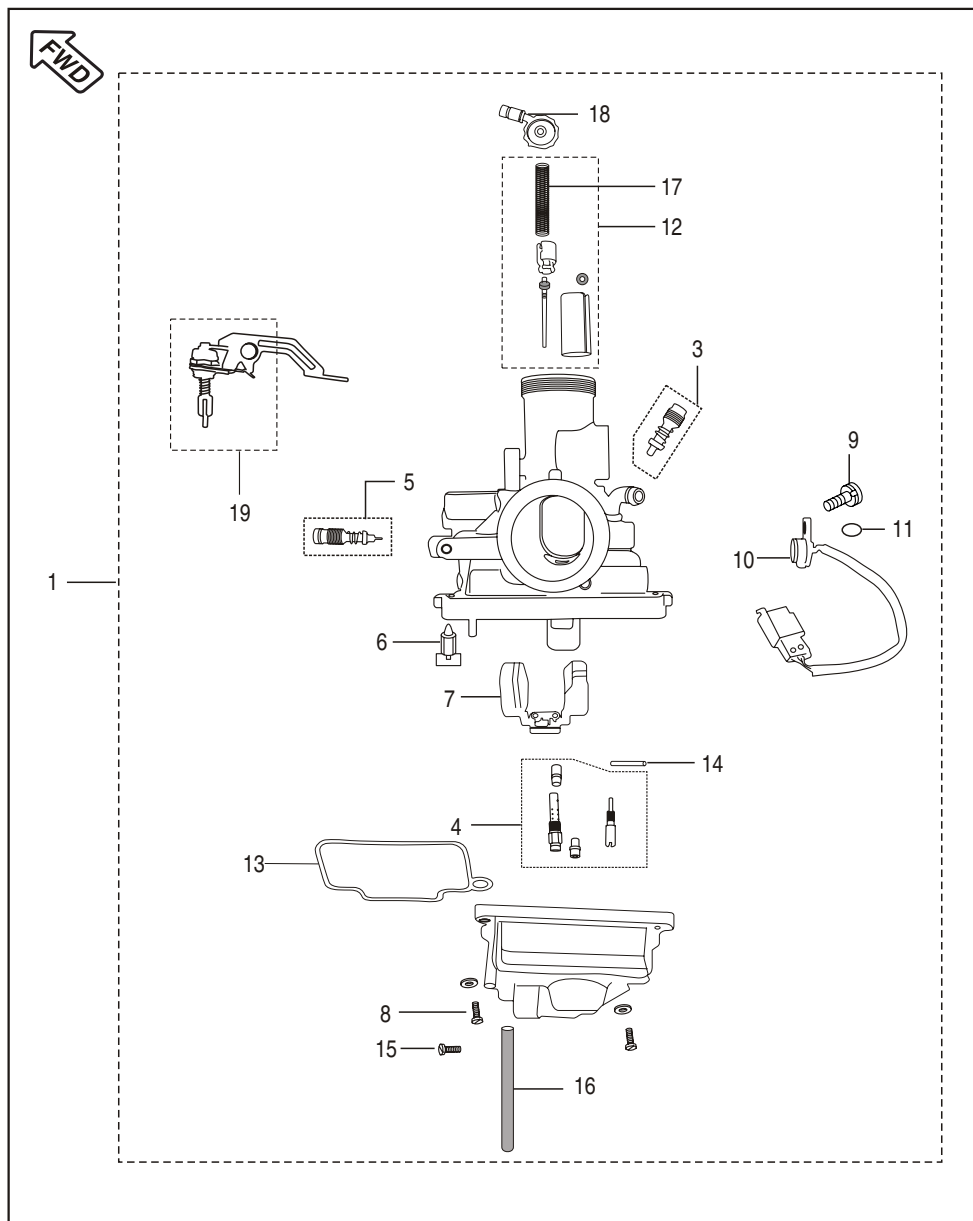
No.	Part No.	Description	Qty	Remarks
1	PF 5514 03	Clutch Assembly Complete	1	
2	JD 5514 00	Spacer Clutch Assly	1	
3	JA 5514 06	Collar Clutch	1	
4	39 2600 11	Washer	1	
5	36 PF00 09	Kit Plate Friction	1	Refer Page No. 107
6	JA 5514 14	Wheel Clutch	1	
7	JA 5514 19	Plate Clutch (Steel Plate)	4	
8	JA 5514 15	Hub Clutch	1	
9	PF 5514 05	Compression Spring	4	
10	PF 5514 06	Holder Clutch	1	
11	39 1553 04	Bolt Flange M6	4	
12	39 2200 11	Belleville Washer	1	
13	39 0240 11	Plain Washer	1	
14	DH 1016 48	Nut Special Clutch Center Lock	1	L.H. Threads
15	14 1510 33	Bearing Clutch Lifter	1	10 X 30 X 9
16	36 JZ00 03	Set Primary Drive & Driven	1	Refer Page No. 107



FWD Front Wheel Direction

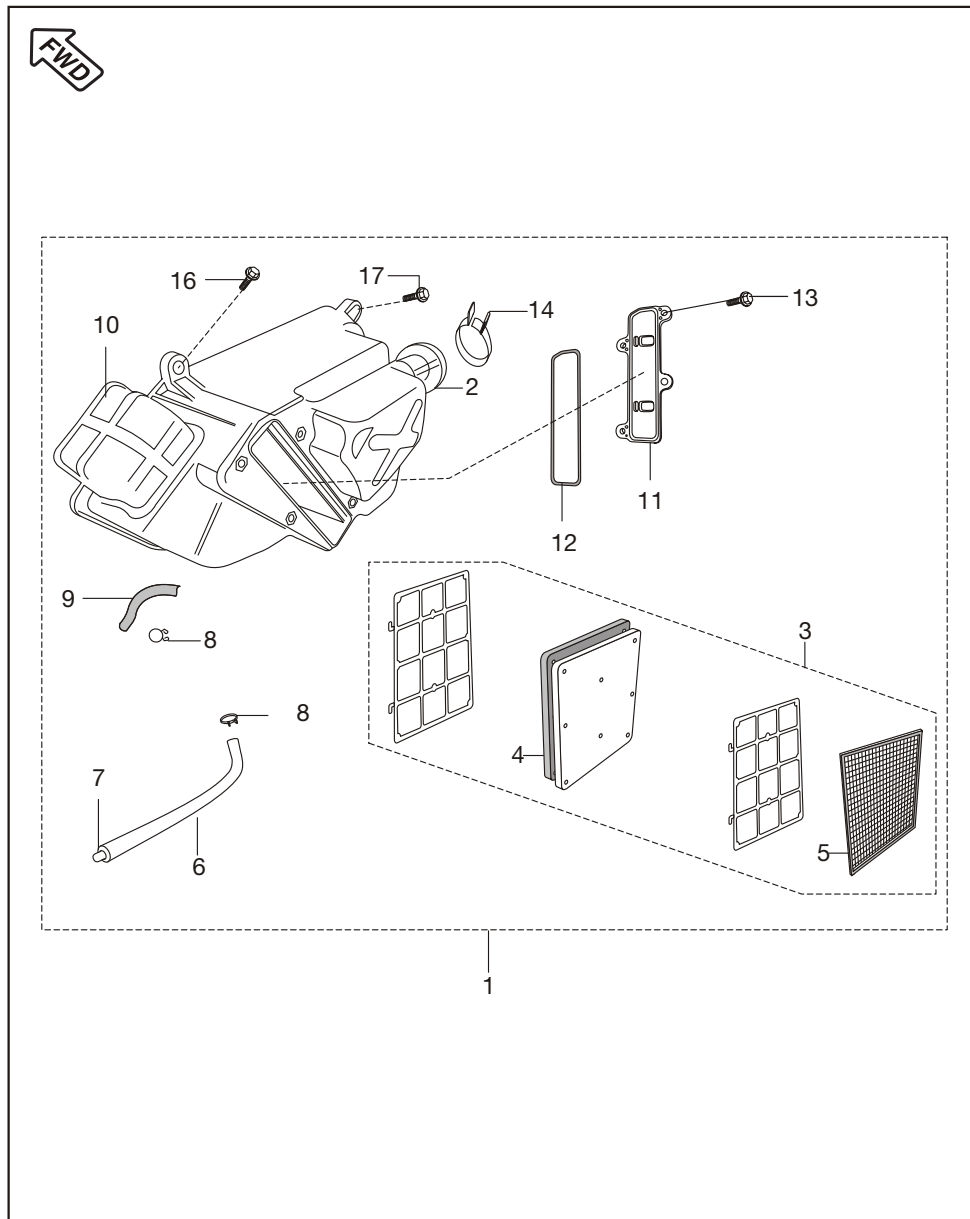
Kick Starter Mechanism

No.	Part No.	Description	Qty	Remarks
1	JA 6212 01	Lever Assly Kick	1	Refer Page No. 105
2	JA 6212 06	Bolt Special	1	
3	36 DU10 07	Boss Kick Set	1	
4	22 1502 41	Plain Washer	1	
5	39 0993 11	Plain Washer Small	3	
6	39 0738 17	Circlip Shaft	2	
7	JA 6210 01	Shaft Kick	1	
8	DS 1011 17	Spring Kick Starter Ratchet	1	
9	JA 6210 02	Ratchet	1	
10	JZ 6210 00	Gear Kick Pinion	1	
11	JA 6210 06	Washer Thrust (16.2 X 25 X 0.5)	1	
12	39 2408 17	Circlip	1	
13	DD 1010 97	Kick Rubber	1	
14	JE 5410 08	Spring Kick Starter Return	1	



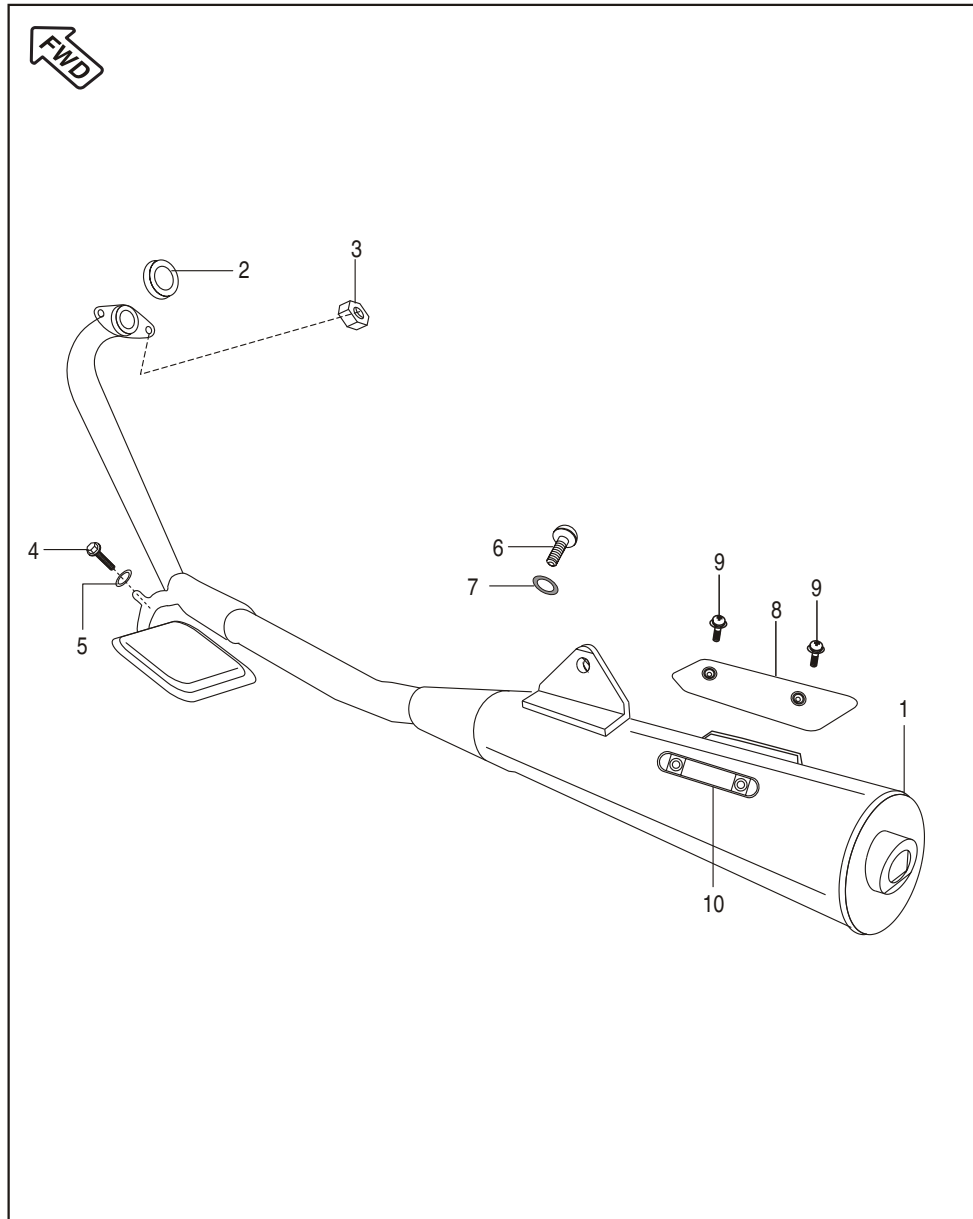
Carburettor

No.	Part No.	Description	Qty	Remarks
1	PF 5812 00	Carburettor Assly	1	
2	JA 5812 23	Mixing Cap Assembly	1	
3	DH 1211 69	Pilot Screw Kit	1	Refer Page No. 105
4	36 PF00 21	Kit Jet BM 150	1	
5	36 JZ00 16	Idling Screw Kit	1	Refer Page No. 106
6	JA 5812 21	Needle Valve Assembly	1	
7	24 1213 65	Float Complete	1	
8	CB 1210 42	Screw Washers Bowl M4x14	4	
9	39 1062 04	Screw TPS	1	
10	JB 5812 02	Throttle Position Sensor	1	
11	JB 5812 04	"O" Ring (TPS)	1	
12	36 PF00 22	Kit Piston Valve BM 150	1	Refer Page No. 106
13	36 PF00 24	Kit Carburetor Gasket/O Ring	1	N.I. Refer Page No. 106
14	24 1210 69	Arm Pin Float	1	
15	JA 5813 14	Drain Screw	1	
16	JZ 5812 20	Hose Drain	1	
17	JZ 5812 16	Spring	1	
18	JA 5812 91	Cable Adjuster	1	
19	36 PF00 23	Kit Choke Plunger BM 150	1	Refer Page No. 106



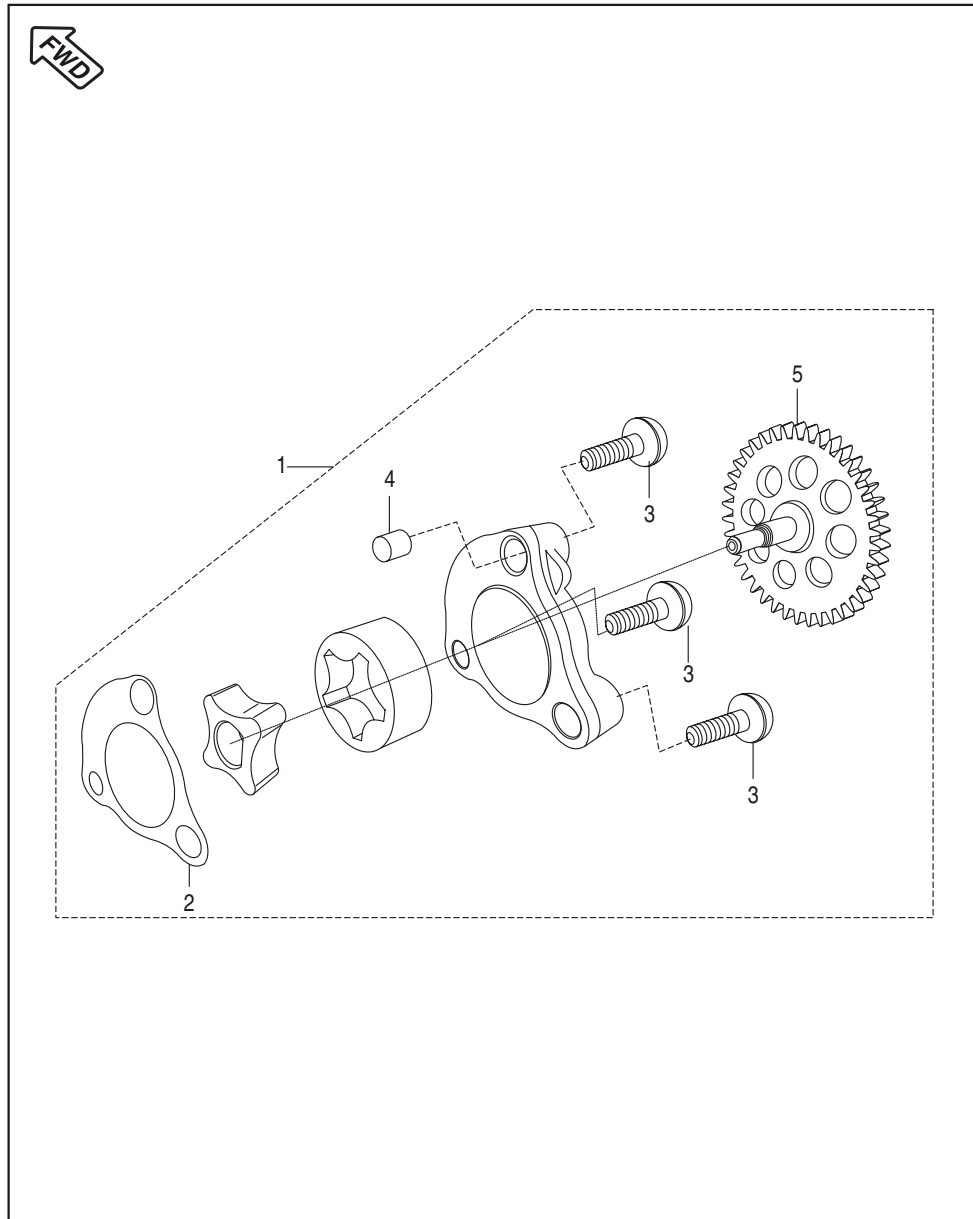
Air Cleaner Complete

No.	Part No.	Description	Qty	Remarks
1	PF 5810 03	Air Filter Assly	1	Intake
2	PF 5810 02	Duct Air Intake	1	
3	JA 5810 05	Assly Cartridge Air filter	1	
4	JA 5810 06	Element Air Filter	1	
5	JA 5810 09	Flame Arrester	1	
6	JA 5810 12	Tube Drain	1	
7	DS 1211 26	Plug	1	
8	DP 1210 25	Clamp	1	
9	JA 5110 11	Hose Breather	1	
10	JB 5810 01	Air Intake Duct	1	
11	JA 5810 13	Filter Air Cover	1	
12	JA 5810 11	'O' Ring Cartridge Cover	1	
13	39 1773 04	Flange Bolt	4	
14	DH 1210 38	Clamp	1	
15	39 1779 02	Self Tapping Screw	2	
16	39 1677 04	Hex Head Screw	2	
17	DF 1614 26	Bolt - Stepped with Flange	2	



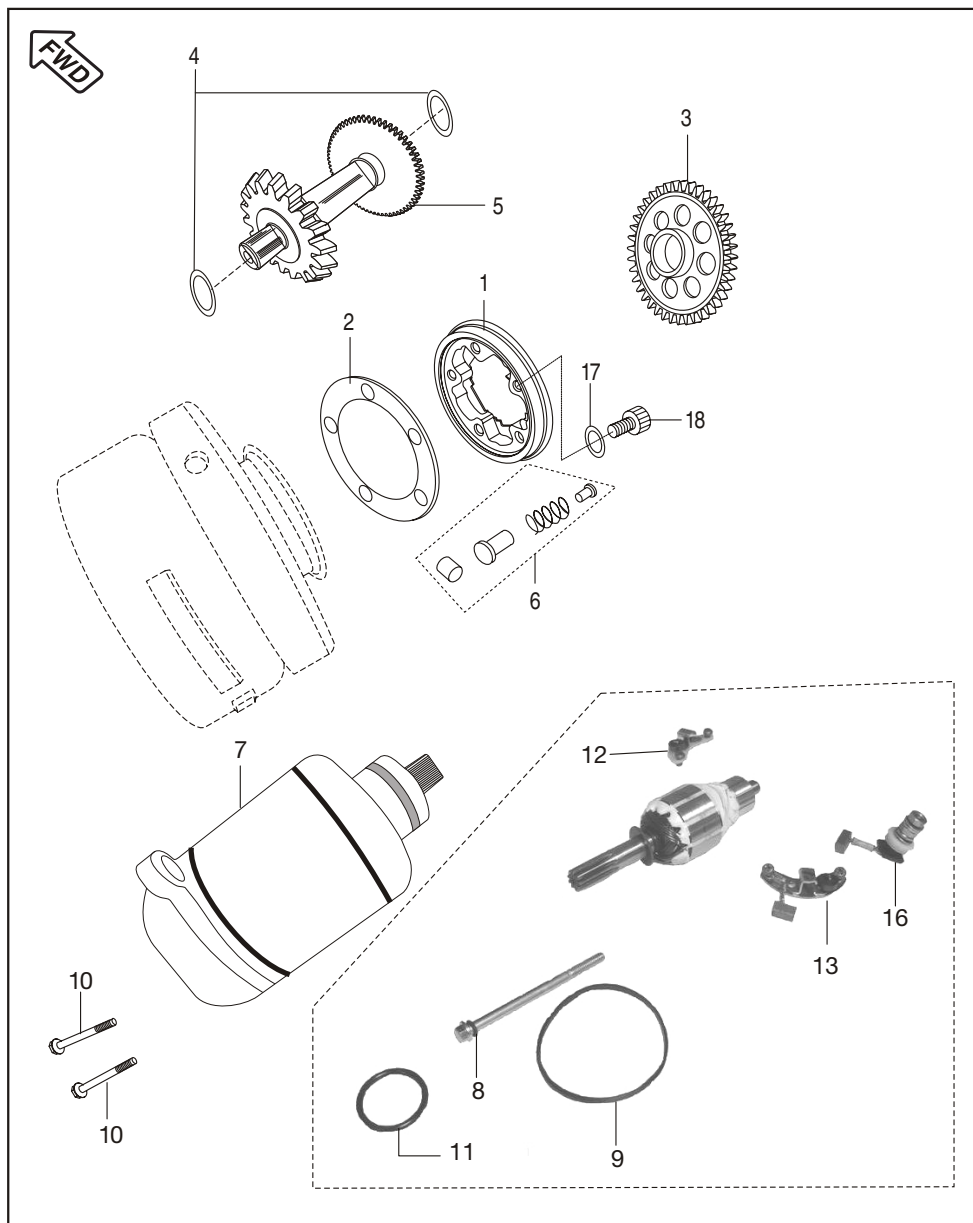
Silencer Assembly

No.	Part No.	Description	Qty	Remarks
1	36 PF00 25	Kit Silencer Without Shield	1	
2	CB 1011 14	Gasket Exhaust Mounting	1	
3	39 2295 15	Flange Nut	2	
4	39 2754 04	Bolt Hex with Flange M5	1	
5	39 2492 11	Plain Washer	1	
6	39 2722 04	Bolt M10 x 1.25	1	
7	JB 1130 05	Washer	2	
8	PF 5910 45	Shield Muffler	1	
9	DH 1016 07	Truss Screw	4	
10	PF 5910 43	Wire Shield	1	



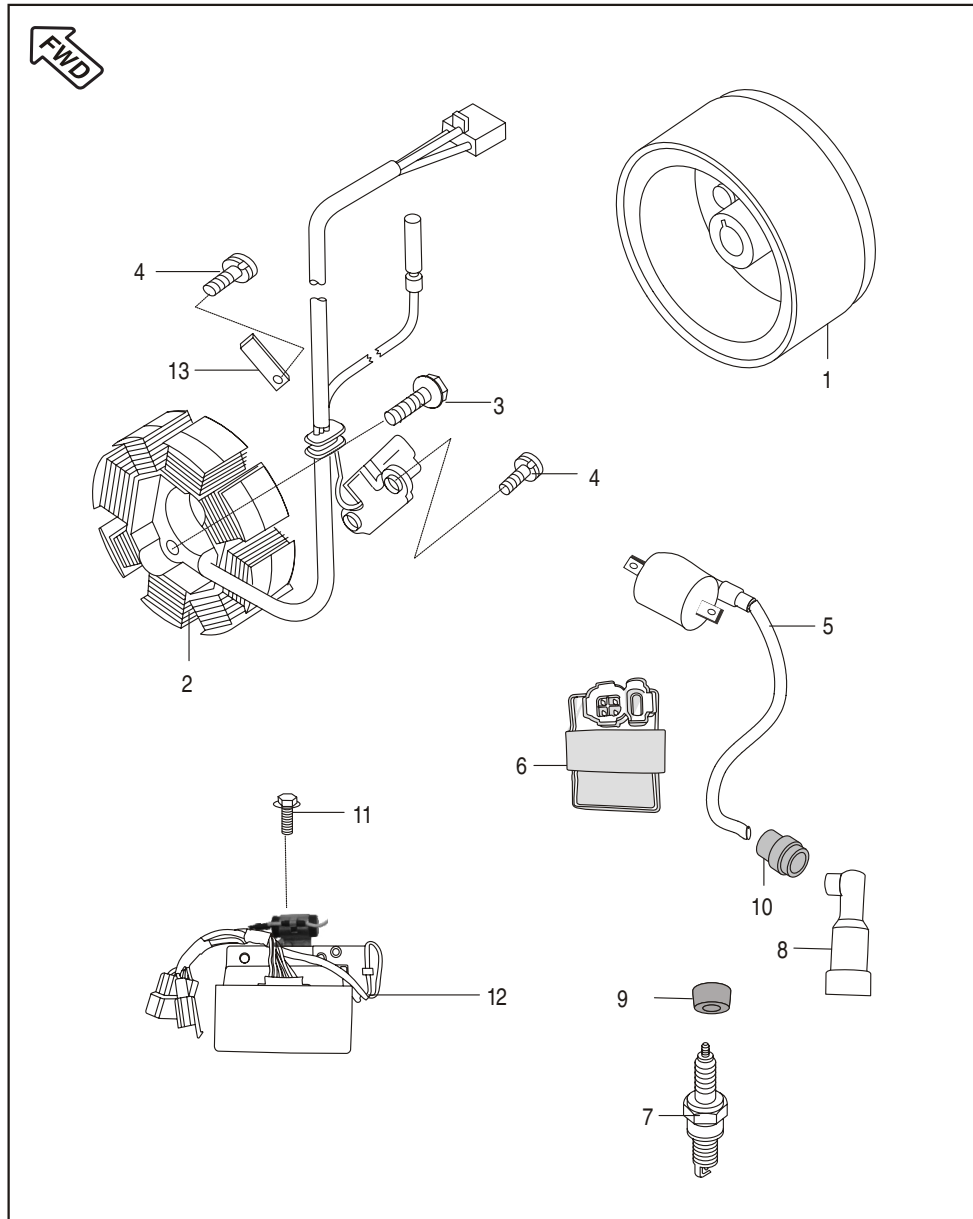
Oil Pump

No.	Part No.	Description	Qty	Remarks
1	PF 5710 00	Oil Pump Assly	1	
2	JA 5410 16	Gasket Case Oil Pump	1	
3	FD 1010 78	Pan Head Screw M6 X 1 X 3DL	3	
4	39 0999 06	Dowel	2	
5	PF 5710 01	Gear Oil Pump	1	



Starter Assembly

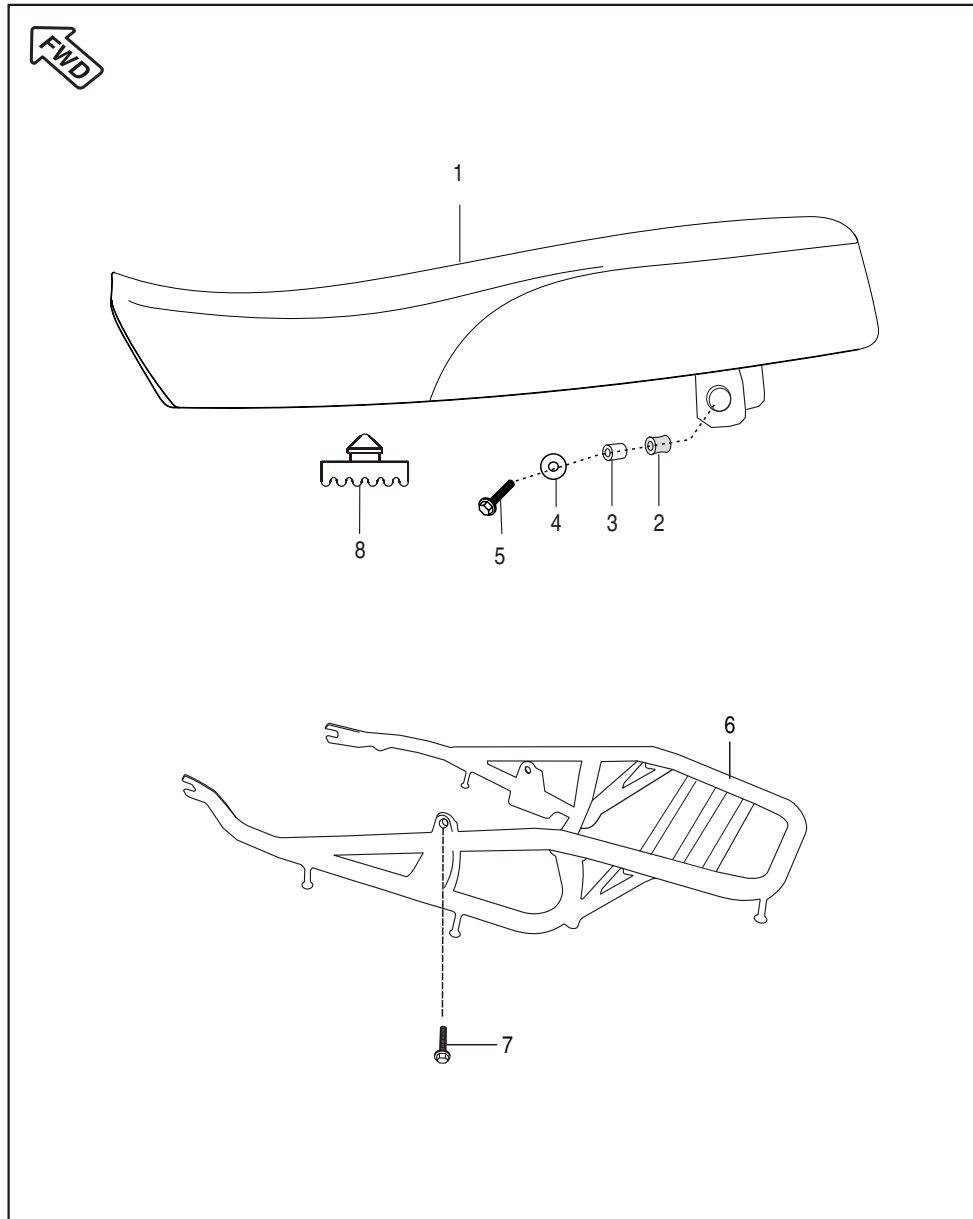
No.	Part No.	Description	Qty	Remarks
1	JA 6214 14	Body Complete Starter Clutch	1	
2	DH 1017 81	Plate Roller Clutch	1	
3	JA 6214 10	Gear Starter Clutch	1	
4	JA 6214 02	Washer	2	
5	JA 6214 06	Starter Drive Assly	1	
6	36 JZ00 08	Starter Clutch Repair Kit	1	Refer Page No. 107
7	PF 3516 00	Motor Assly	1	
8	JA 3516 04	'O' Ring For Tie Bolt (Flash)	1	
9	JA 3516 06	Sealing Ring (Flash)	1	
	JA 3516 26	Sealing Ring (Lucas-TVS)	1	
10	LA D000 11	Flange Bolt M6x20	2	Motor Mounting
11	JA 3516 02	'O' Ring For Spigot (Flash)	1	
	JA 3516 27	'O' Ring For Spigot (Lucas-TVS)		
12	JA 3516 08	+ve Brush Holder Assly (Flash)	1	
13	JA 3516 09	-ve Brush Holder Assly (Flash)	1	
14	JA 3516 18	Brush & Earth Plate Assly	1	N.I. (Lucas-TVS)
15	JA 3516 24	Brush Spring (Lucas-TVS)	1	N.I.
16	JA 3516 19	Terminal Assly (Lucas-TVS)	1	
17	39 0849 14	Washer lock - Toothed	3	
18	DH 1013 80	Screw - Pan - Precoated	3	



FWD Front Wheel Direction

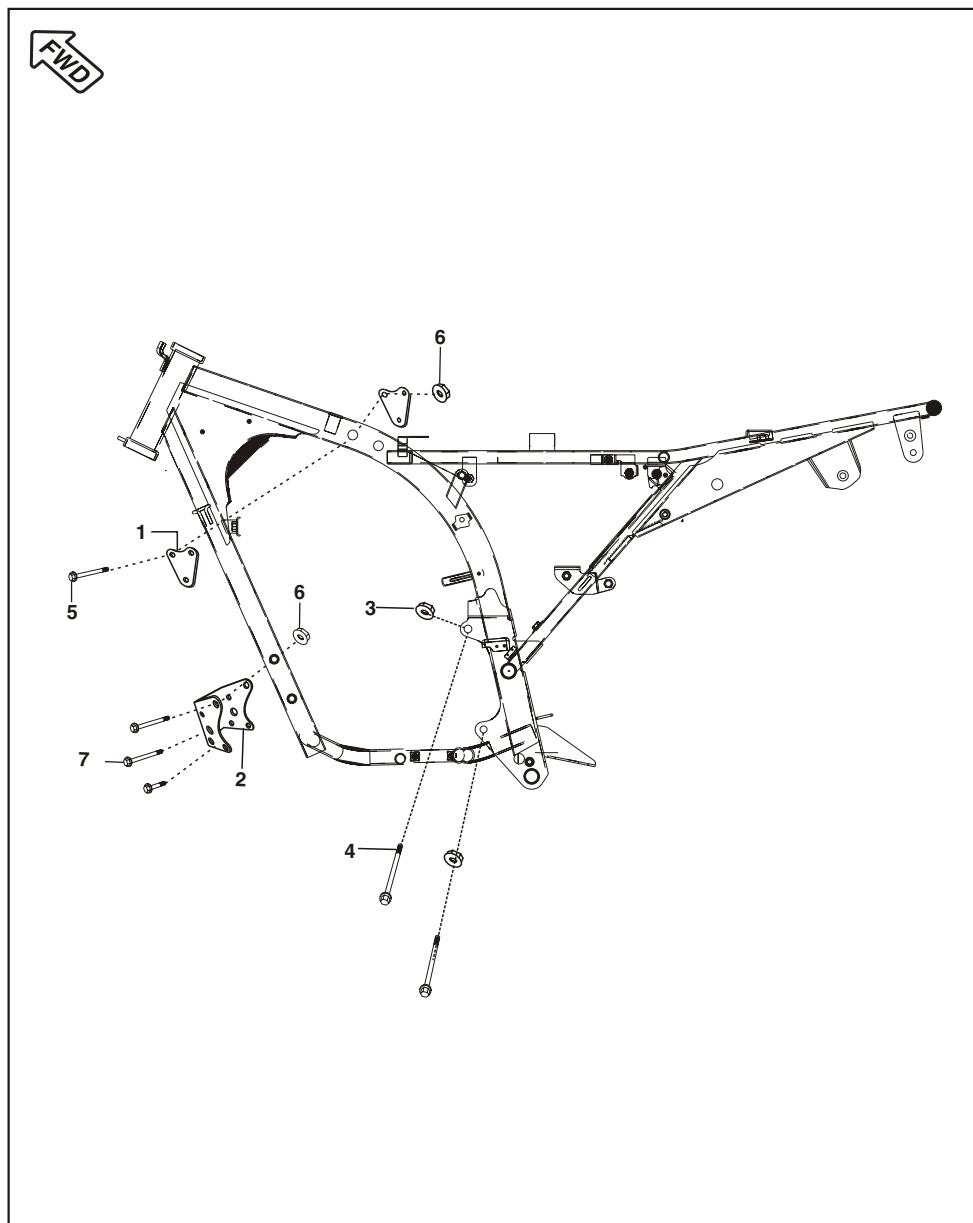
Magneto, CDI & H.T. Coil

No.	Part No.	Description	Qty	Remarks
1	PF 3510 03	Rotor Assly	1	
2	PF 3510 04	Stater Assly Complete	1	
3	39 1674 04	Bolt Flange M6 X 28	2	
4	DH 1013 80	Pan Head Screw M6 X 12	3	For Lock Plate & Pick Up Coil Mounting
5	JV 3512 04	H. T. Coil With Cable	1	
6	PF 3512 01	C.D.I. Assly	1	
7	DD 1110 18	Spark Plug PRZ9 HC	1	
	CF 1110 19	Spark Plug UR4AC	1	
8	DD 1110 48	Spark Plug Cap	1	
9	DD 1110 11	Grommet Spark Plug Cap	1	
10	DD 1110 12	Grommet for HT Cable	1	
11	39 1943 04	Bolt Flange M6	2	
12	JN 4020 00	DC Regulator With Capacitor	1	
13	JA 5410 28	Lock Plate	1	
14	59 0400 14	Bolt Flange (N.I.)	4	For HT Coil Mounting



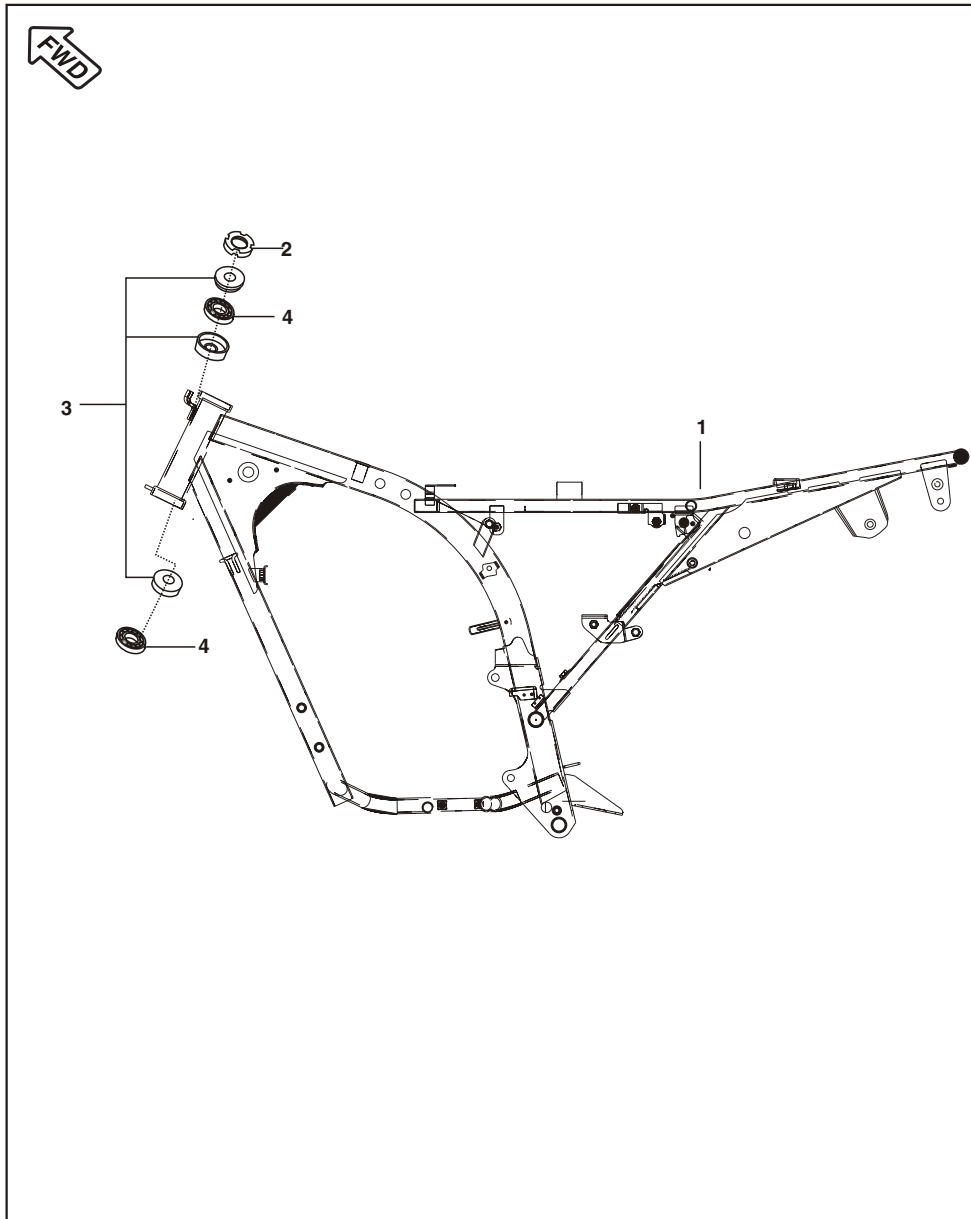
Seat Assembly

No.	Part No.	Description	Qty	Remarks
1	PF 1910 00	Seat assly. complete (Profile Seat)	1	
	JV 1910 01	Seat assly. complete (Flat Seat)	1	
2	FD 2110 06	Grommet Seat	2	
3	FD 2110 07	Spacer Seat	2	
4	39 1211 11	Washer Plain	2	
5	LA C000 21	Bolt Hexagon Socket Head	2	
6	PF 2314 05	Grip Frame	1	
7	39 1556 04	Bolt Flange	2	
8	DP 2110 09	Damper For Seat	7	



Engine Mountings

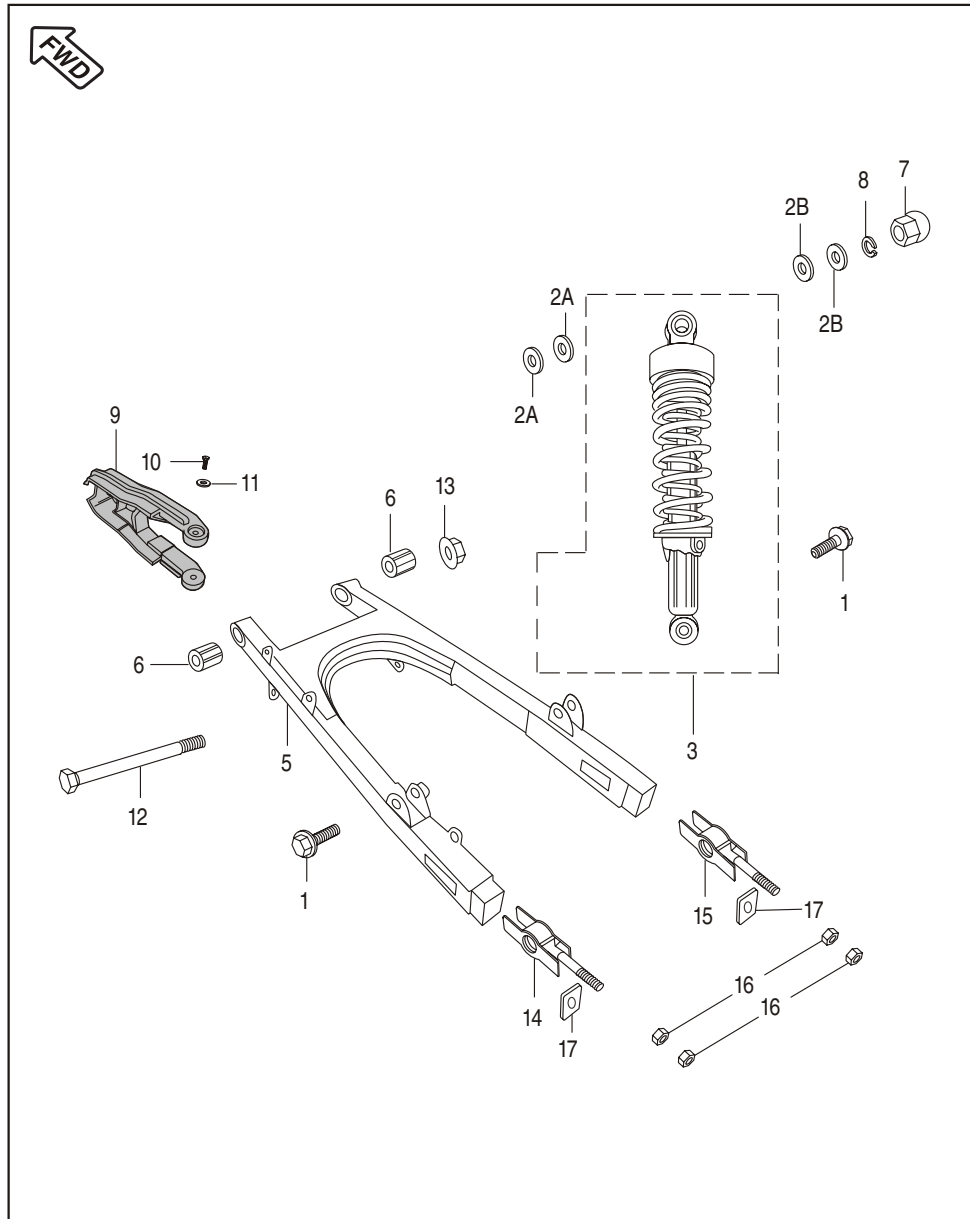
No.	Part No.	Description	Qty	Remarks
1	PF 1134 02	Bracket Engine Hanger	2	
2	JA 1134 02	Engine Mounting Bracket Front	1	
3	39 2723 15	Hex Nut Flanged	2	for engine mtg. Rear
4	JA 1134 03	Bolt Flanged	2	for engine mtg. Rear
5	39 2312 04	Bolt Flanged	3	for engine mtg. Top
6	39 1970 15	Nut Flanged	7	for engine mtg. Top & Front
7	59 0400 17	Hex Bolt Flanged	4	for engine mtg. Front



Front Wheel Direction

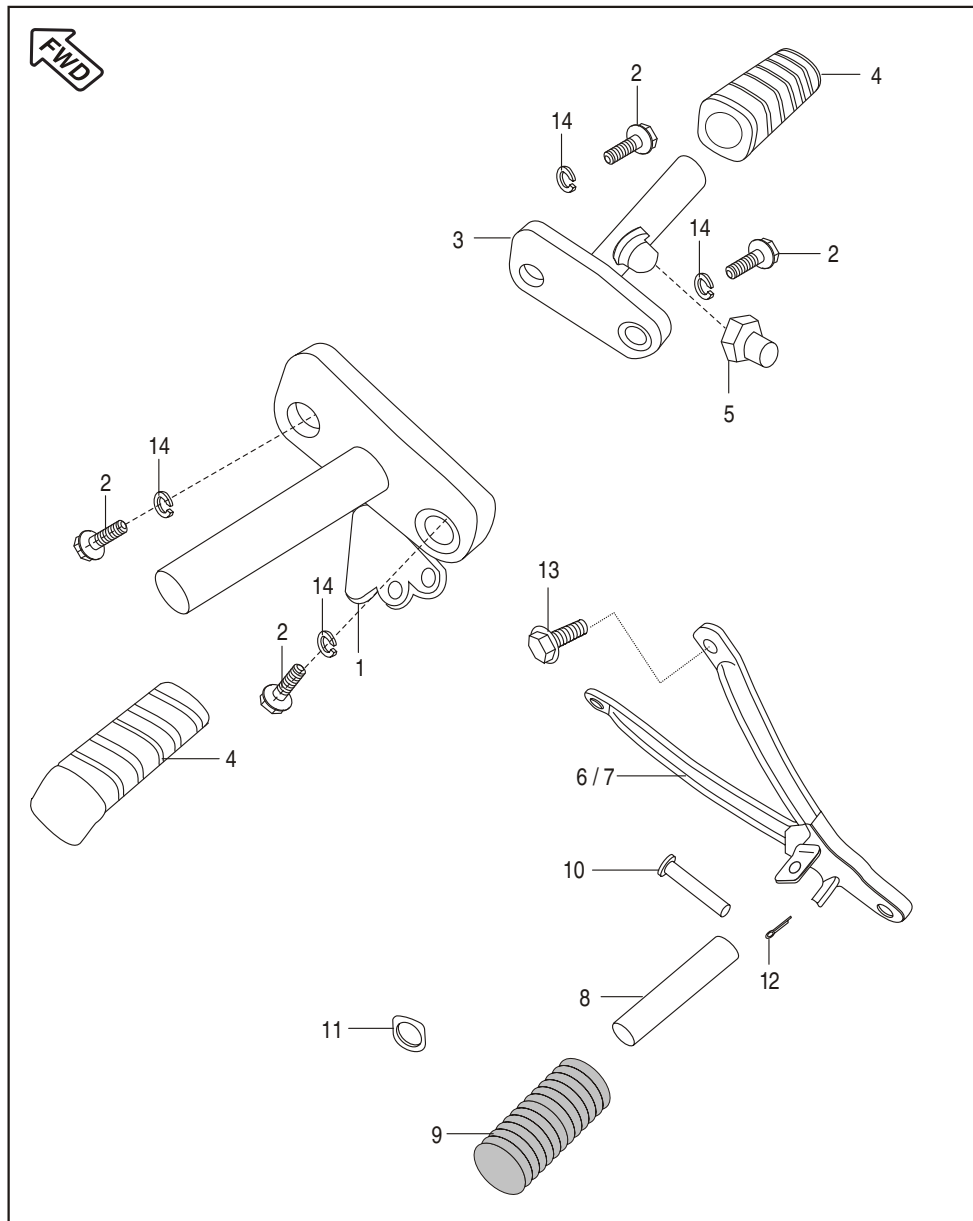
Frame and Frame Fittings

No.	Part No.	Description	Qty	Remarks
1	PF 1110 00	Frame Assly.	1	
2	DS 1810 18	Nut with Dust Cap	1	
3	36 3140 01	Bearing cone Kit	1	Refer Page No. 106
4	DJ 1811 15	Cage Bearing	2	
5	DH 1810 14	Cup Steering	1	N.I.



Swing Arm / Rear Shock Absorber

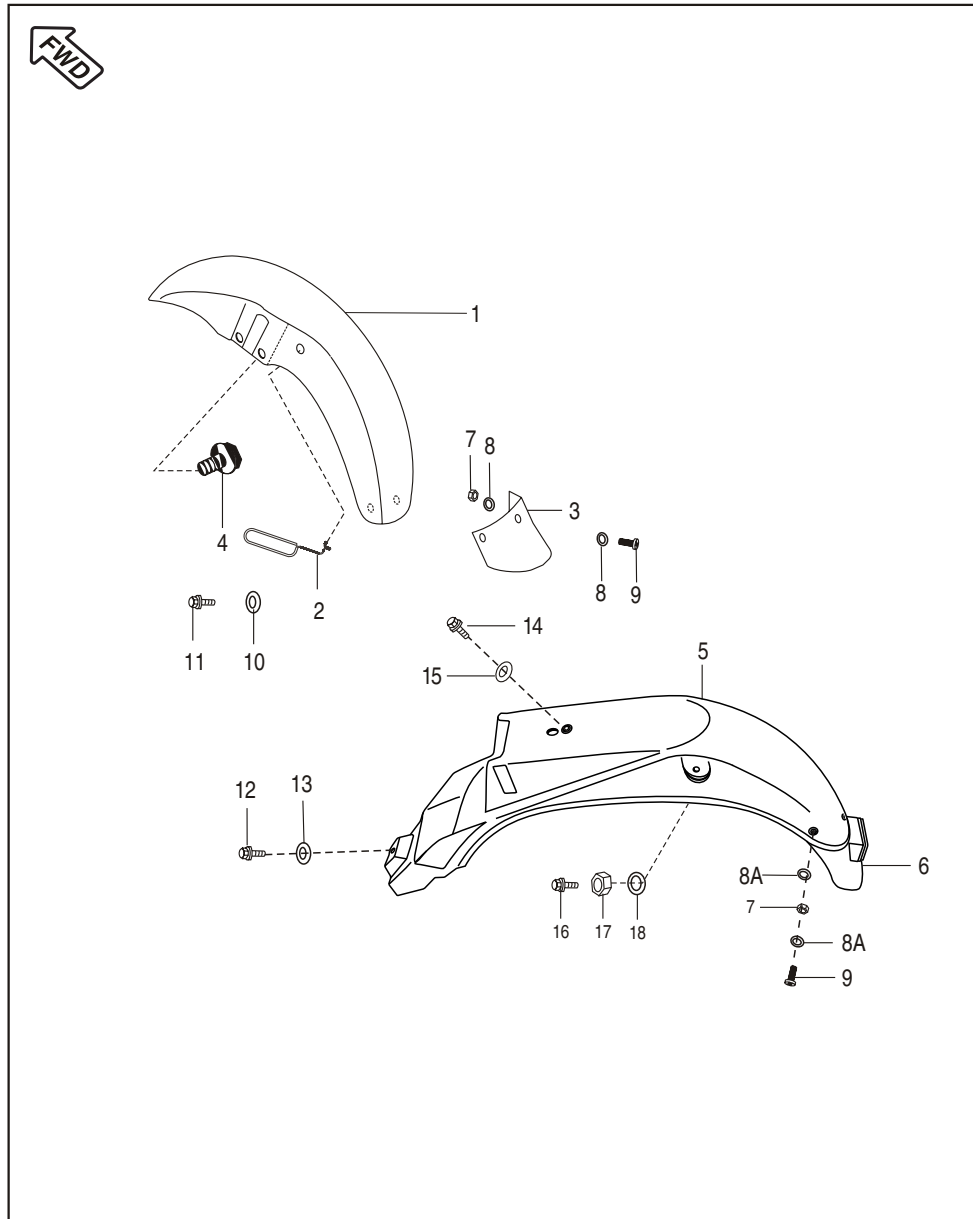
No.	Part No.	Description	Qty	Remarks
1	JB 1220 16	Hex Bolt / Flange - M10	2	For RSA
2A	39 0714 11	Plain Washer	2	For RSA
2B	39 2349 11	Plain Washer	4	
3	PF 1220 05	Rear Shock Absorber	2	
5	36 PF00 14	Kit Asly Swing Arm	1	With Bush
6	DP 1710 06	Bushing Rubber	2	
7	39 2366 15	Domed Cap Nut	2	
8	39 0789 12	Spring Washer	2	
9	JB 1220 03	Chain Slider	1	
10	39 0553 02	Screw	2	For Chain Sider
11	39 0454 11	Plain Washer	2	For Chain Sider
12	JA 1210 03	Shaft Swing Arm	1	
13	39 0939 15	Nylock Nut	1	
14	DJ 1510 36	Adjuster Chain LH	1	
15	DJ 1510 37	Adjuster Chain RH	1	
16	39 0292 15	Hexagon Nut	4	
17	DJ 1510 47	Plate Chain Adjuster	2	



FWD Front Wheel Direction

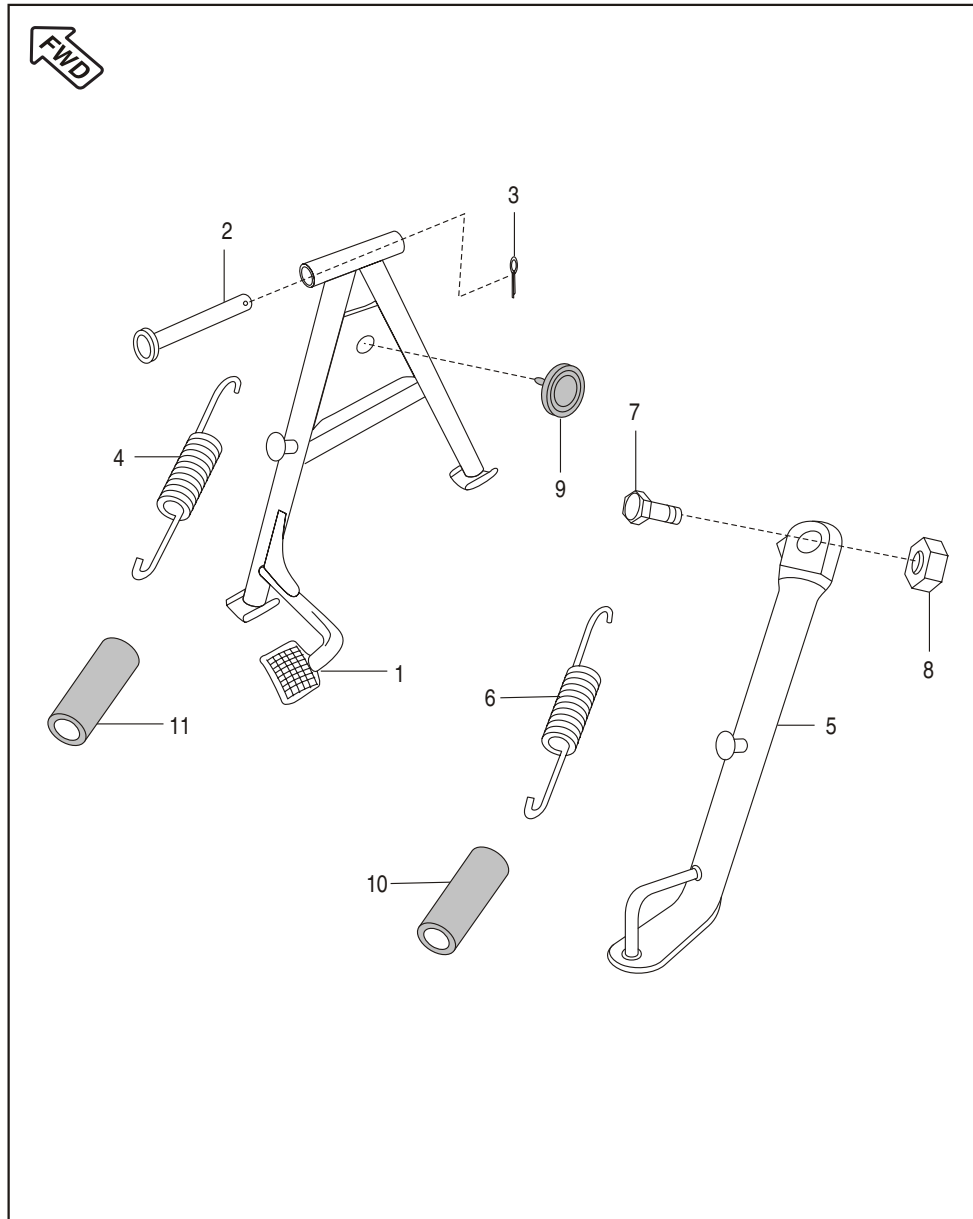
Rider Foot Rest / Pillion Foot Rest

No.	Part No.	Description	Qty	Remarks
1	PF 1130 00	Main Step LH	1	
2	KA DF08 22	Bolt Flanged	4	
3	PF 1130 01	Main Step RH	1	
4	DF 1614 13	Rubber Main Step	2	
5	DH 1611 94	Kick Stopper	1	For Kick stopper
6	PF 1130 02	Stay LH	1	
7	PF 1130 03	Stay RH	1	
8	DP 1611 70	Step RH / LH	2	
9	JK 1130 08	Rubber Pillion Step	2	
10	30 1710 22	Pin Pillion Step	2	
11	DP 1611 63	Washer for foot step	2	For Rear Footrest
12	39 0784 08	Split Pin	2	
13	39 2481 04	Bolt Hex With Flange M8	4	
14	39 2659 12	Washer - Spring	4	



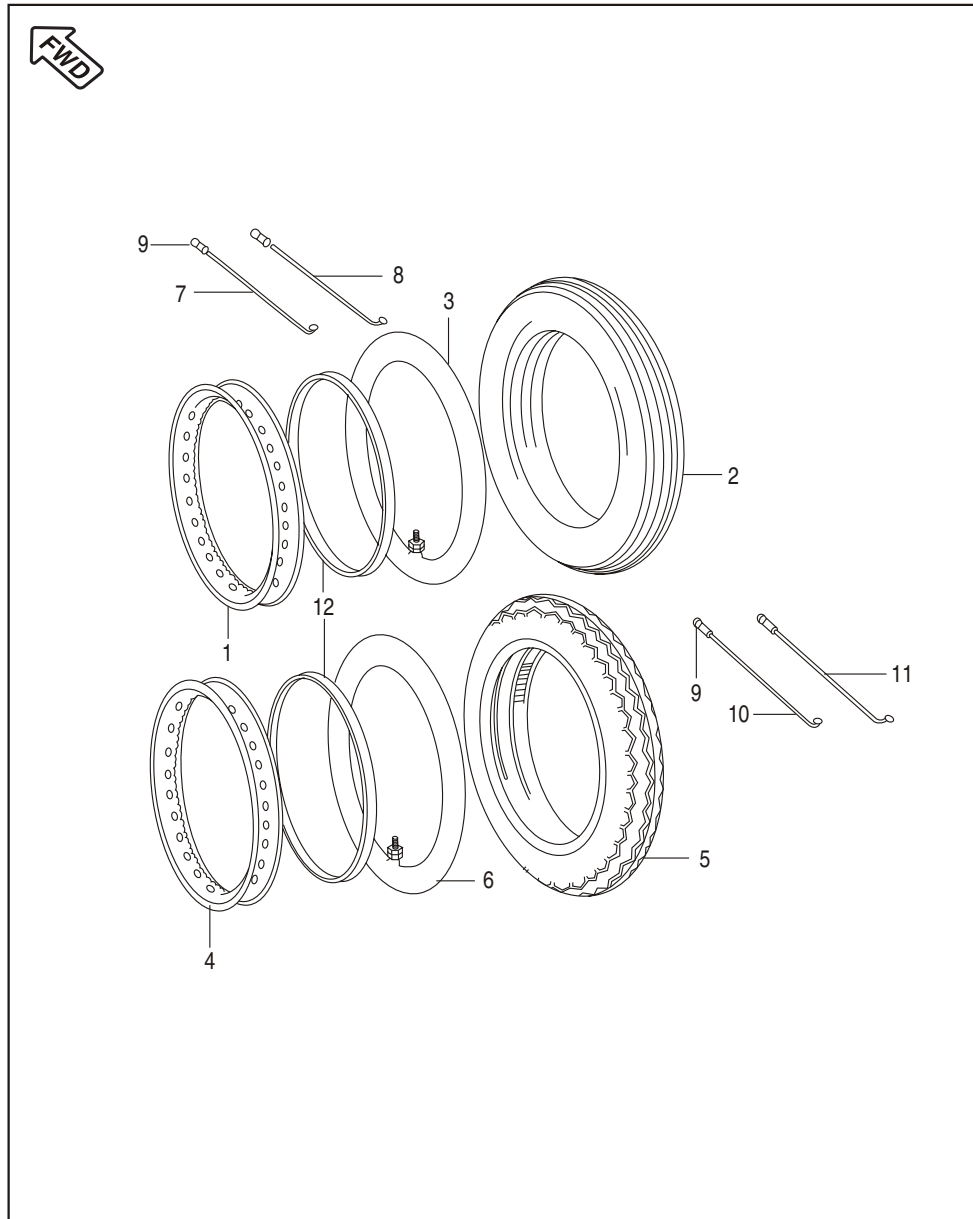
Mudguard - Front & Rear

No.	Part No.	Description	Qty	Remarks
1	PF 1814 04	Fender Assly. Front (Chrome Plated)	1	
2	DF 1910 20	Cable Guide	1	
3	PF 1814 08	Mud Flap Front Fender	1	
4	39 2222 04	Flange Bolt	4	Fender Front Mounting
5	JV 1814 08	Fender Rear	1	
6	JV 1814 10	Fender Rear Flap	1	
7	39 0326 15	Nyloc Nut	6	Front & Rear Fender Flap
8	39 0242 11	Washer	6	Front Fender Flap
8A	39 1839 11	Washer	6	Rear Fender Flap
9	39 2420 01	Screw	6	Front & Rear Fender Flap
10	39 1309 11	Washer Plain	1	
11	39 2473 04	Bolt Hex M6	1	
12	39 1943 04	Bolt Flange	1	
13	39 0211 11	Washer Plain	1	
14	39 1556 04	Hex. Bolt Flange M8	1	
15	39 1507 11	Washer Plain	1	
16	KA DF08 20	Bolt Flange	2	
17	39 1970 15	Nut Hexagon M8	2	
18	39 1507 11	Washer Plain	2	



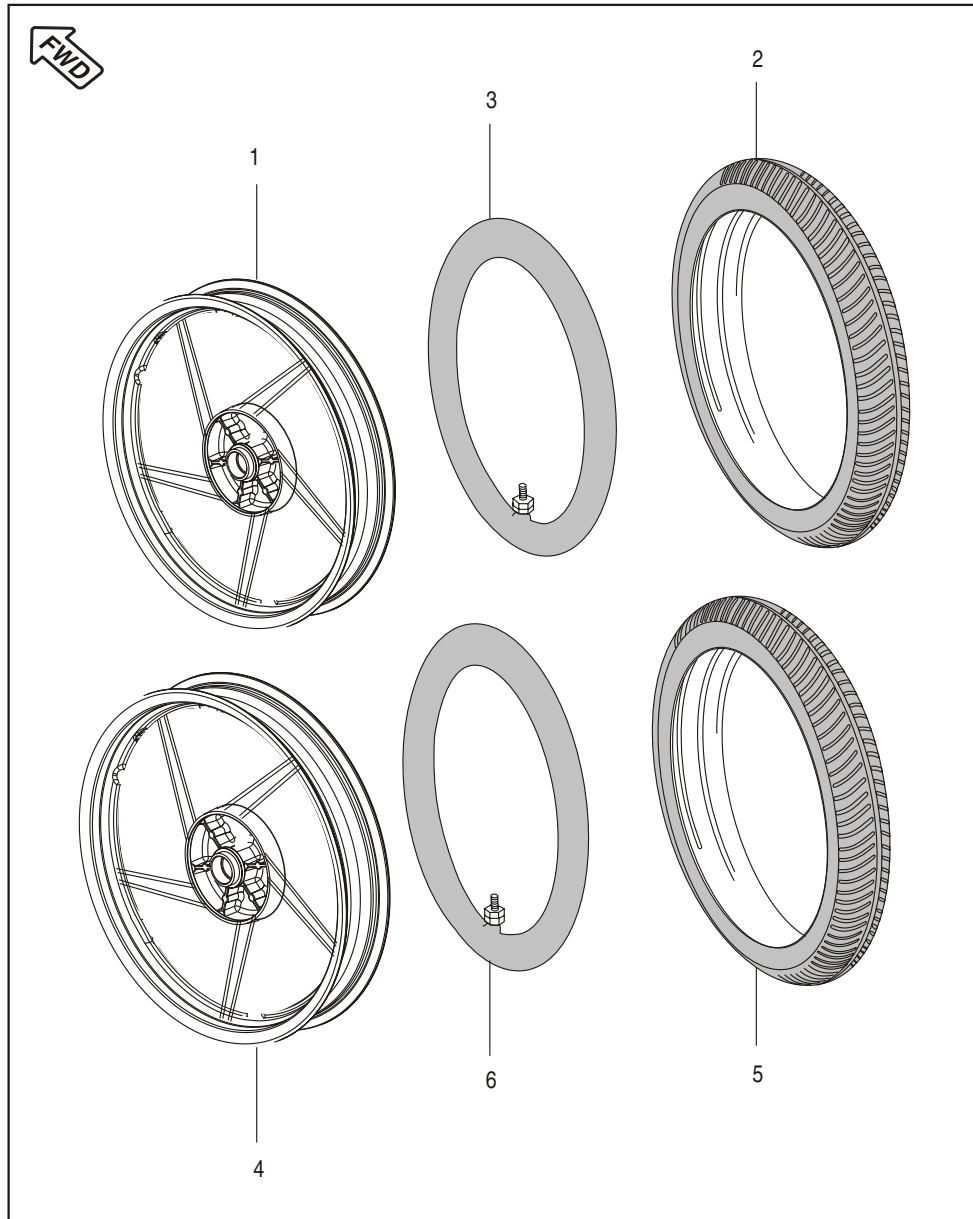
Stand Assembly

No.	Part No.	Description	Qty	Remarks
1	PF 1132 02	Center Stand	1	
2	JA 1132 01	Shaft Stand	1	
3	39 0797 08	Pin Cotter	1	
4	DH 1611 21	Spring Stand Center	1	
5	JA 1132 02	Stand Side	1	
6	DH 1610 66	Spring Side Stand	1	
7	DF 1611 02	Bolt	1	
8	39 0422 15	Nut Nyloc M10	1	
9	DG 1611 24	Damper Main Stand	1	
10	DH 1611 46	Cover Spring Side Stand	1	
11	DH 1611 45	Cover Spring Main Stand	1	



Tube / Tyre / Rim

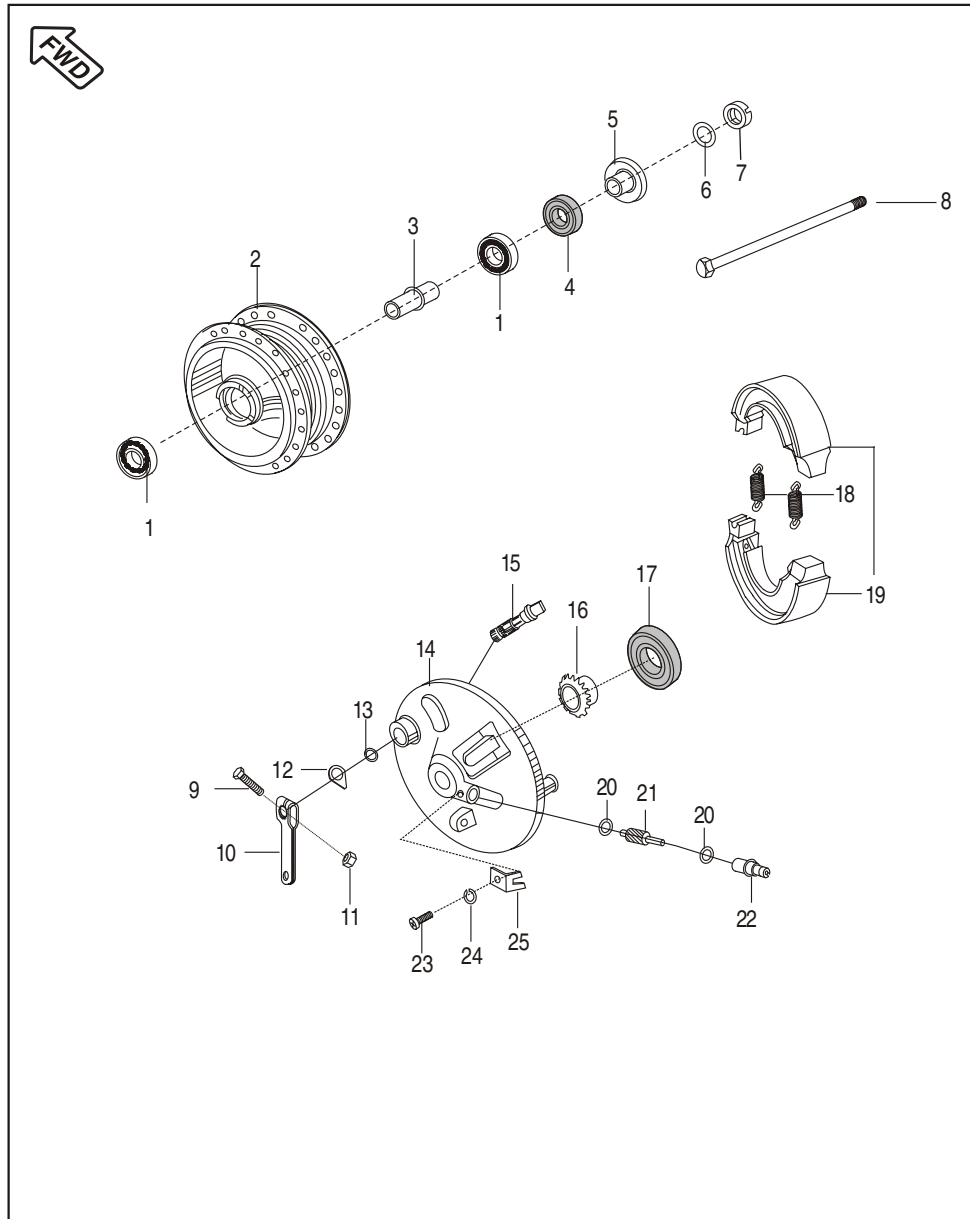
No.	Part No.	Description	Qty	Remarks
1	DS 1510 03	Wheel Rim Front	1	1.6 X 17
2	PF 1310 01	Tyre Front 3 X 17 RIM with Tube	1	
3	DS 1510 53	Tube Front 3 X 17	1	
4	DS 1510 34	Wheel Rim Rear 2.15 X 17	1	
5	PF 1312 10	Tyre Rear 100 x 90, 17, 55P with Tube	1	
6	DS 1510 29	Tube Rear 90 / 90-17	1	
7	DS 1510 04	Spoke Inner Front	18	
8	DS 1510 05	Spoke Outer Front	18	
9	16 1510 66	Nipple Spoke	72	
10	DS 1510 09	Spoke Inner Rear	18	
11	DS 1510 10	Spoke Outer Rear	18	
12	DG 1510 22	Band Rim	2	



FWD Front Wheel Direction

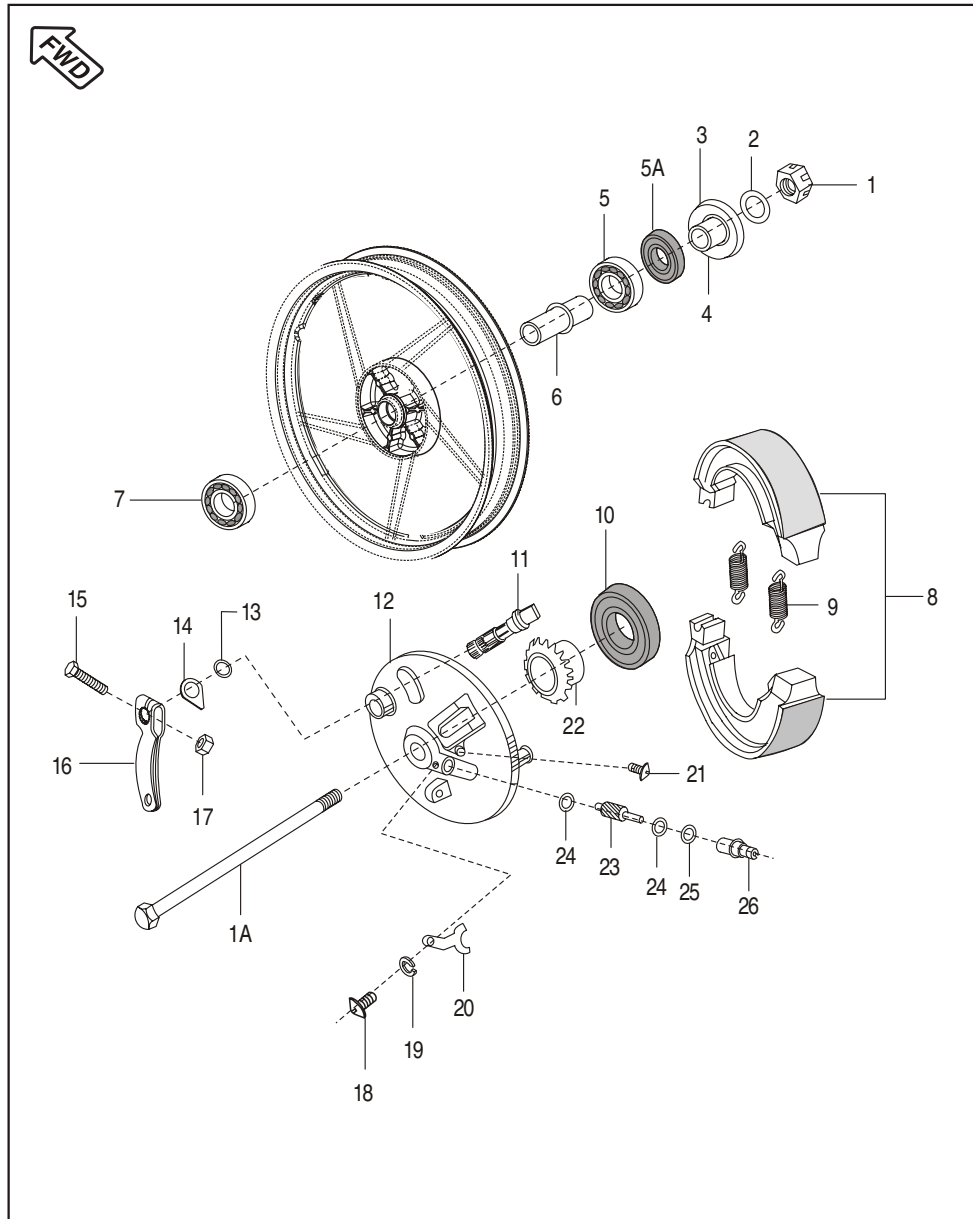
Tube / Tyre / Rim (Alloy Wheel)

No.	Part No.	Description	Qty	Remarks
1	DS 1510 80	Wheel Rim Front (6 Spoke)	1	
	PF 1310 12	Wheel Rim Front (5 Spoke)	1	
2	DS 1510 48	Tyre Front	1	
3	DS 1510 49	Tube Front	1	
4	DH 1510 57	Wheel Rim Rear (6 Spoke)	1	
	PF 1312 22	Wheel Rim Rear (5 Spoke)	1	
5	DS 1510 52	Tyre Rear	1	
6	DS 1510 53	Tube Rear	1	



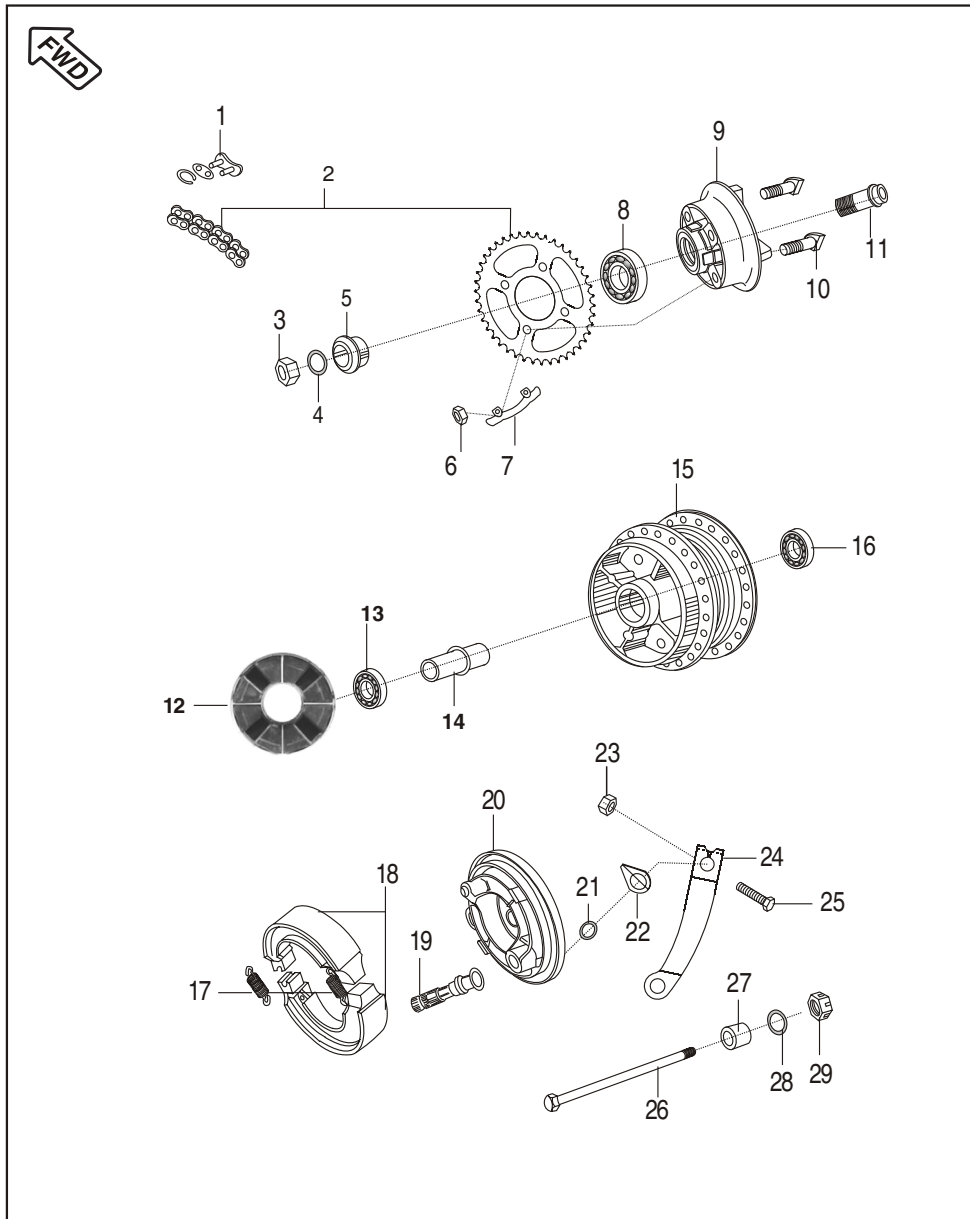
Front Hub (for Spoke Wheel)

No.	Part No.	Description	Qty	Remarks
1	39 2688 20	Ball Bearing 12 x 37 x 12	2	
2	JA 1316 03	Drum Front	1	
3	30 1510 32	Collar Bearing	1	
4	30 1510 33	Oil Seal	1	
5	DS 1510 60	Spacer	1	
6	39 0781 11	Plain washer	1	
7	59 1500 03	U Nut M12	1	
8	DJ 1510 81	Axle Front	1	
9	39 0775 04	Bolt M6 X 30	1	
10	JA 1316 07	Lever Brake Front	1	
11	39 0798 15	Nut Hex. Flange M6	1	
12	DD 1510 09	Indicator Front	1	
13	30 1510 38	'O' Ring	1	
14	JA 1316 05	Panel Front Brake	1	
15	30 1510 11	Cam Brake	1	
16	30 1511 16	Gear Speedometer	1	
17	30 1510 35	Seal Oil	1	
18	30 1510 69	Spring	2	
19	30 1511 05	Shoe Brake	1	
	JN 1318 12	Shoe Brake Non Asbestos type	1	
20	30 1510 42	Washer for Speedo Gear	2	
21	30 1510 41	Gear Meter Screw	1	
22	JA 1316 06	Bush for Speedo Gear	1	
23	39 0840 01	Screw Pan Cross M4 for Speedo Cable	1	
24	39 0900 12	Washer Spring	1	
25	30 1511 18	Stopper For Bushing	1	



Front Hub (for Alloy Wheel)

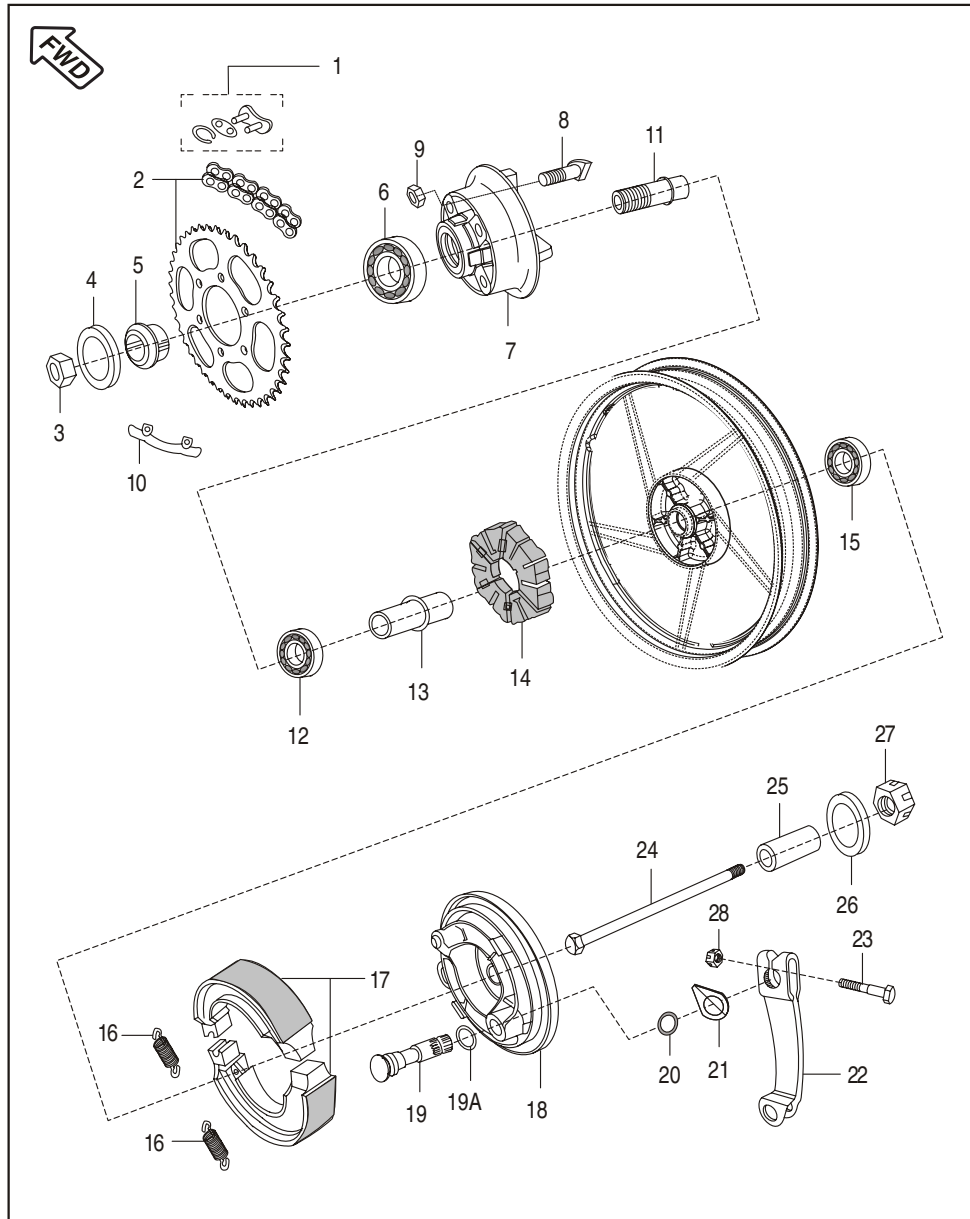
No.	Part No.	Description	Qty	Remarks
1	59 1500 03	U Nut (M12)	1	
1A	JB 1310 17	Axle Front Wheel	1	
2	JB 1310 18	Plain Washer	1	
3	DS 1510 56	Dust Seal	1	
4	DS 1510 60	Spacer + Dust Seal (Assembly)	1	(N.I.)
5	39 2688 20	Bearing Ball	1	
5A	30 1510 33	Oil Seal	1	
6	30 1510 32	Collar Bearing	1	
7	39 2688 20	Ball Bearing	1	
8	30 1511 05	Shoe Brake	1	
	JN 1318 12	Shoe Brake Non Asbestos type	1	
9	30 1510 69	Spring	2	
10	14 1510 21	Oil Seal	1	
11	DS 1510 89	Cam Brake Assly.	1	
12	DS 1510 87	Panel Front Brake	1	
13	30 1510 38	Ring 'O'	1	
14	DS 1510 91	Indicator	1	
15	DS 1510 95	Bolt	1	
16	DS 1510 92	Lever Brake Cam	1	
17	DS 1510 94	Nut	1	
18	39 0840 01	Pan Headed Screw	1	
19	39 0732 12	Washer Spring	1	
20	30 1511 18	Stopper for Bushing	1	
21	LB D000 01	Screw	1	To Secure Speedo Cable
22	36 DS 15 02	Speedometer Gear Kit	1	
23	30 1510 35	Seal Oil	1	
24	30 1510 42	Washer Plain	2	For Gear Meter Screw
25	39 1013 21	'O' Ring	1	
26	JA 1316 06	Bushing Speedo Gear	1	



FWD Front Wheel Direction

Rear Hub (for Spoke Wheel)

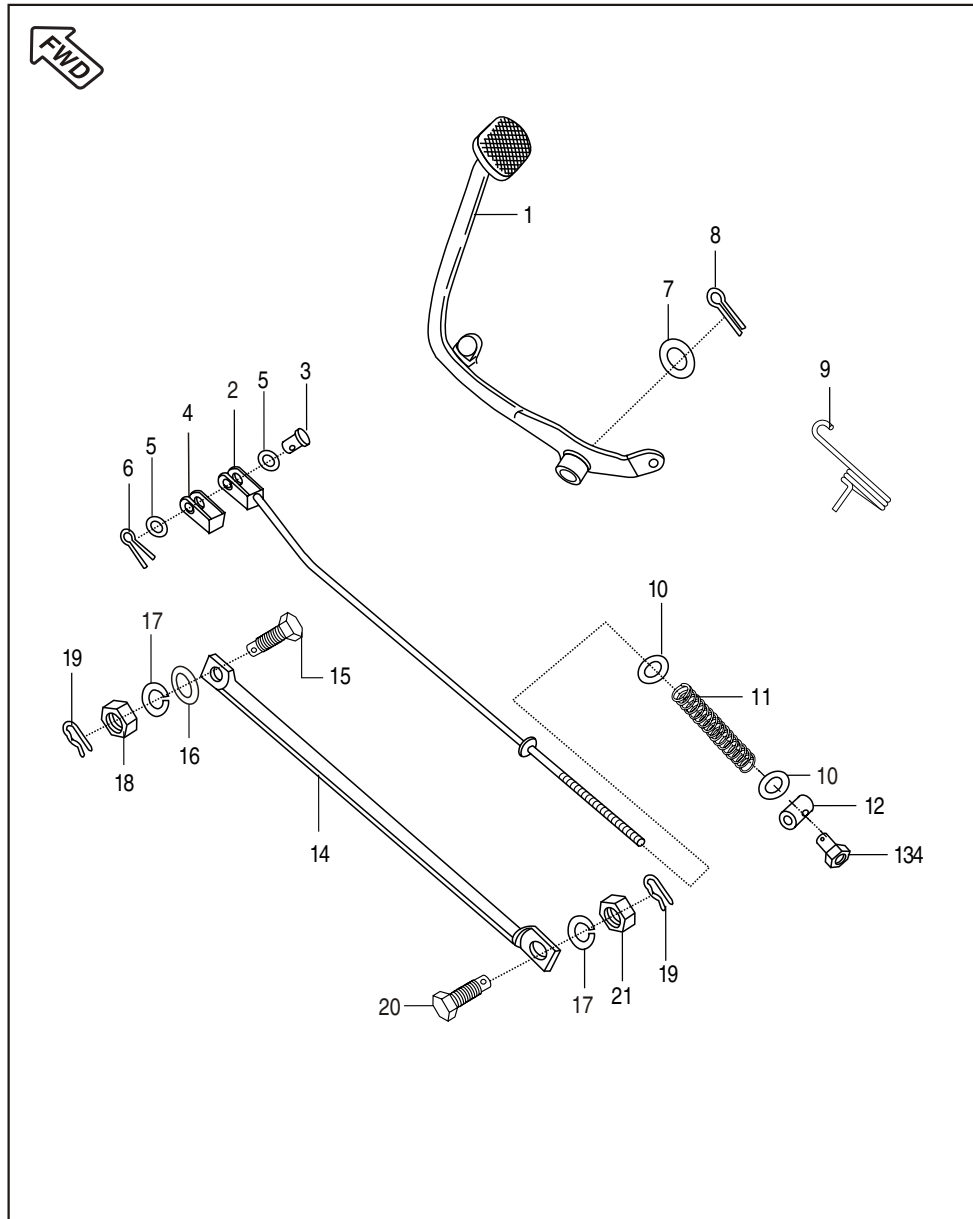
No.	Part No.	Description	Qty	Remarks
1	JN 1410 02	Drive Chain Lock	1	Refer Page No. 107
2	36 PF00 10	Kit Chain Sprocket	1	
3	39 0801 15	Nut Hex. M20 X 1	1	
4	39 2567 11	Washer Plain	1	
5	DJ 1510 35	Collar Coupling Side	1	
6	39 0794 15	Hex Lock Nut	4	
7	DS 1510 74	Washer Four Rubber	2	
8	39 2240 20	Ball Bearing	1	
9	DS 1510 68	Coupling	1	
10	DS 1510 73	'D' Bolt	4	
11	DJ 1510 33	Sleeve Rear Axle	1	
12	DK 1510 94	Damper Shock	1	
13	39 2686 20	Bearing Sprocket Side	1	
14	30 1510 75	Collar Bearing	1	
15	DS 1510 67	Drum Rear (4 Rubber)	1	
16	39 2687 20	Bearing Brake Side	1	
17	30 1510 69	Spring	2	
18	30 1511 05	Shoe Brake	1	
19	JN 1318 12	Shoe Brake Non Asbestos type	1	
19A	30 1510 11	Cam Brake Rear	1	
19A	39 0722 11	Washer	1	
20	DS 1510 76	Panel Rear Brake	1	
21	30 1510 38	Ring 'O'	1	
22	30 1510 05	Indicator Wear	1	
23	39 0798 15	Nut M6	1	
24	JW 1316 01	Lever Brake Rear	1	
25	39 2447 04	Hex. Head Bolt M6	1	
26	PF 1312 08	Axle Rear Wheel (Dia.15)	1	
27	DX 1510 22	Spacer Panel Side	1	
28	39 2566 11	Washer Plain	1	
29	DH 1710 19	Nut 'U' M14 Swing Arm	1	



FWD Front Wheel Direction

Rear Hub (for Alloy Wheel)

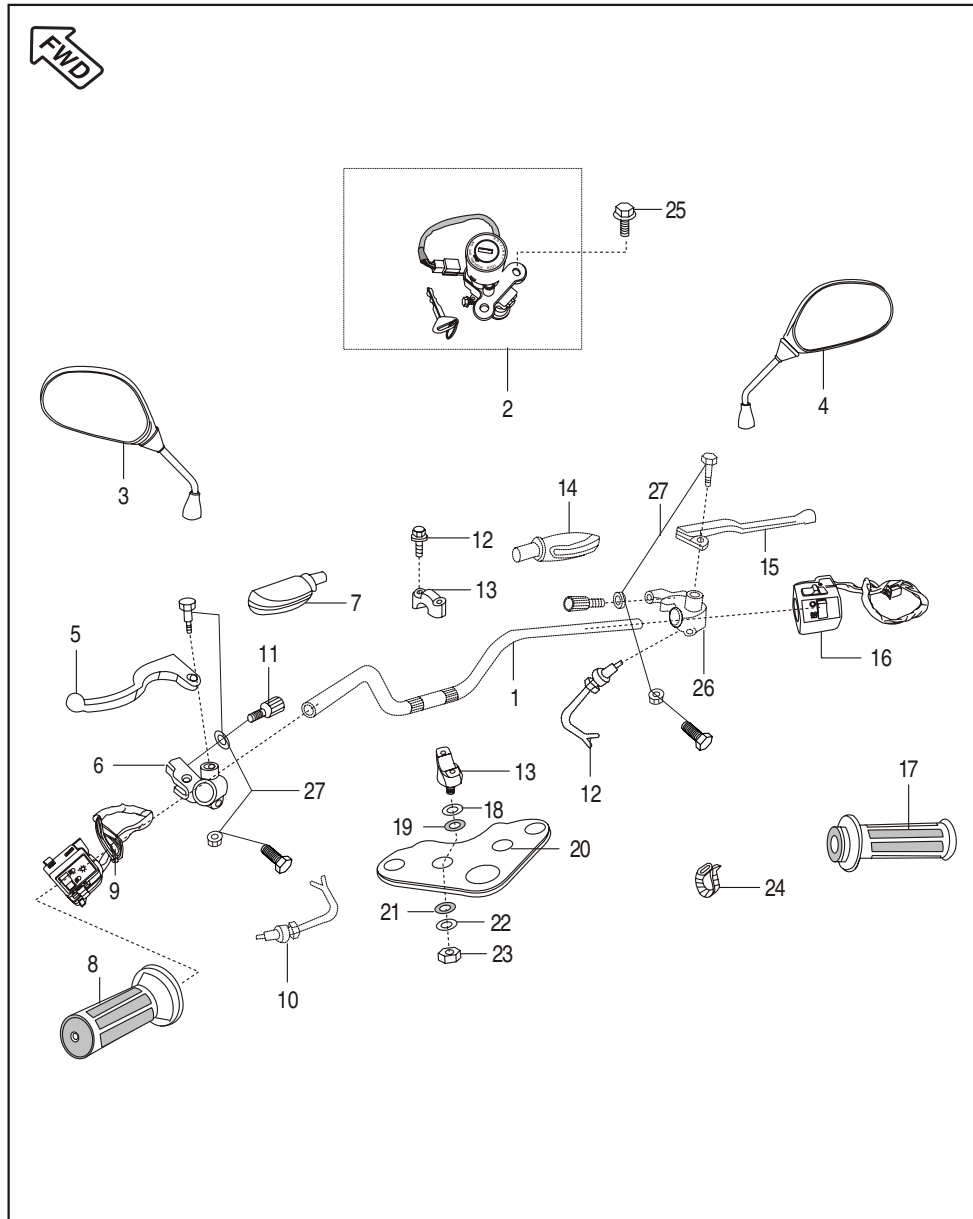
No.	Part No.	Description	Qty	Remarks
1	DJ 1510 53	Drive Chain Lock	1	
2	36 JZ00 26	Chain Sprocket Kit	1	
3	LC A000 01	Nut	1	
4	LD B000 02	Plain Washer	1	
5	DJ 1510 35	Collar Assly	1	
6	39 2240 20	Bearing Ball	1	
7	DS 1510 68	Coupling	1	
8	DS 1510 73	'D' Bolt	4	
9	39 0794 15	Hex Lock Nut	4	
10	DS 1510 74	Washer	2	
11	DJ 1510 33	Sleeve	1	
12	39 2686 20	Bearing Ball	1	
13	30 1510 75	Collar Bearing	1	
14	DK 1510 94	Coupling Rubber	1	
15	39 2687 20	Bearing Ball	1	
16	30 1510 69	Spring	2	
17	30 1511 05	Shoe Brake Assly	1	
	JN 1318 12	Shoe Brake Non Asbestos type	1	
18	DJ 1510 92	Panel Rear Brake	1	
19	30 1510 11	Cam Brake	1	
19A	39 0722 11	Plain Washer	1	
20	30 1510 38	Ring 'O'	1	
21	30 1510 05	Indicator	1	
22	JZ 1318 03	Lever Brake	1	
23	JB 1312 24	Bolt	1	
24	PF 1312 08	Axle	1	
25	DX 1510 22	Collar	1	
26	39 2567 11	Plain Washer	1	
27	39 0801 15	'U' Nut	1	
28	DS 1510 94	Nut M6	1	



FWD Front Wheel Direction

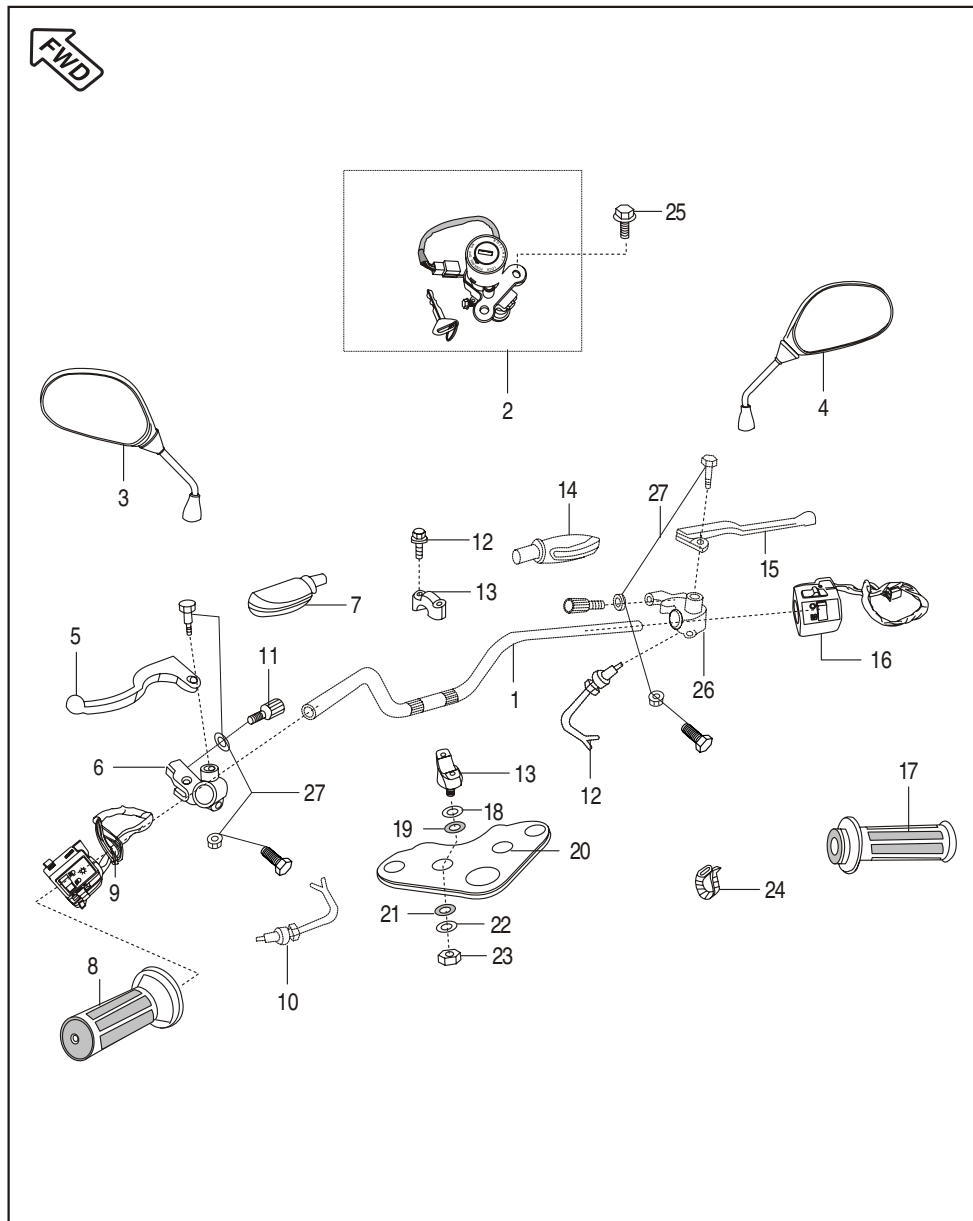
Rear Brake Pedal

No.	Part No.	Description	Qty	Remarks
1	PF 1610 02	Brake Pedal	1	
2	PF 1610 01	Rod brake	1	
3	30 1910 38	Pin	1	
4	DS 1910 35	Packing Brake rod	1	
5	39 0198 11	Plain washer	2	
6	39 0808 08	Split pin	1	
7	39 0805 11	Plain Washer	1	
8	39 0797 08	Pin Cotter	1	
9	JV 1610 14	Brake Pedal Return Spring	1	
10	39 0198 11	Washer Plain	2	
11	30 1910 35	Spring	1	
12	JB 1610 02	Pin Brake Rod	1	
13	30 1910 36	Nut Brake Adjuster	1	
14	JW 1220 04	Rod Torque	1	
15	DH 1510 29	Step Bolt Torque Rod	1	
16	39 1540 11	Plain Washer	1	
17	39 0789 12	Spring Washer	2	
18	39 0694 15	Hex. Lock Nut M8 x 1.25	1	
19	39 0807 08	Split Pin	2	
20	30 1510 95	Bolt Hex.	1	
21	39 0708 15	Nut Hex. M10 X 1	1	



Handle Bar

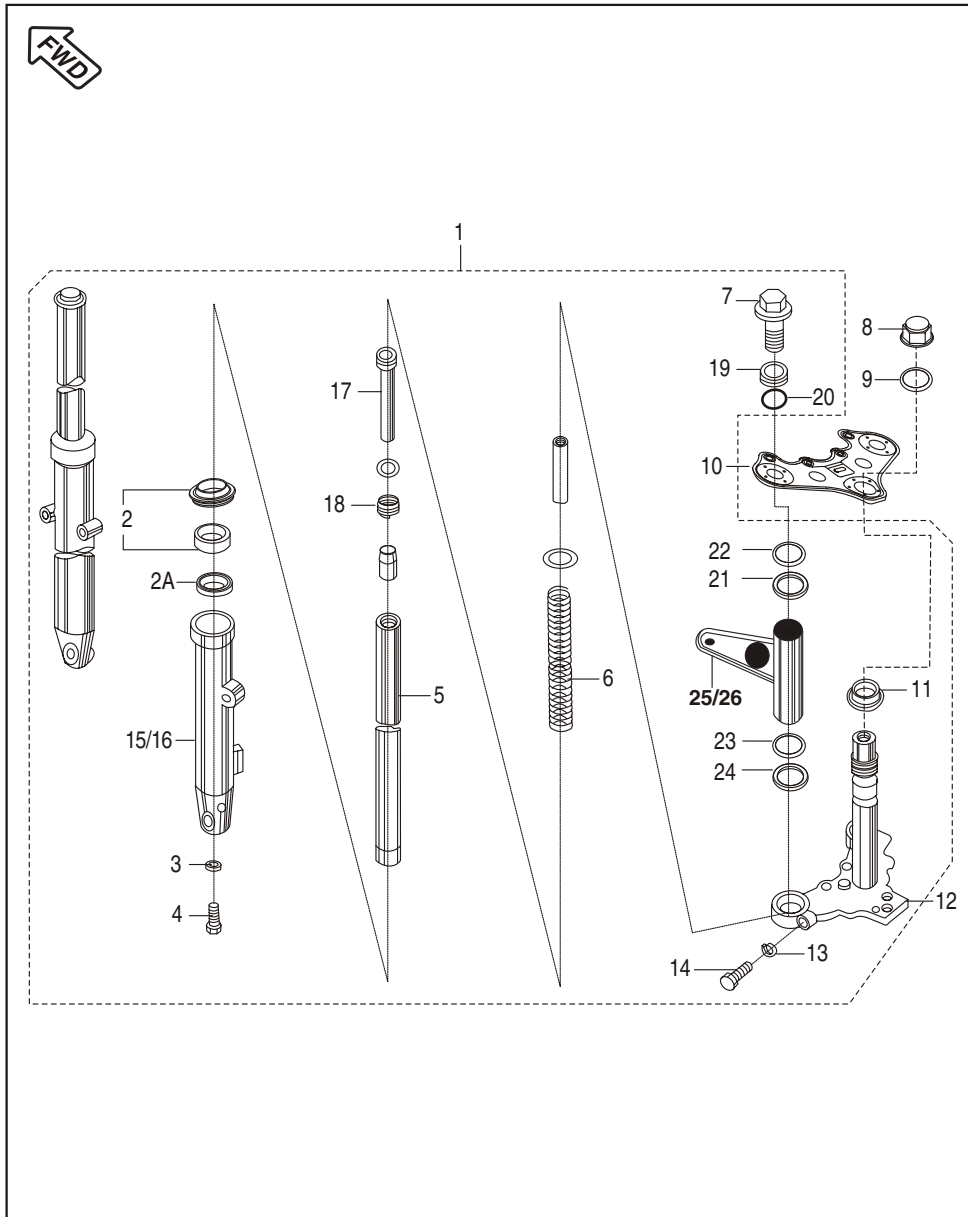
No.	Part No.	Description	Qty	Remarks
1	DU 1810 21	Handle Bar	1	
2	DS 1810 22	Switch Ignition Assly	1	
2A	PF 2326 01	3 in One Lock Set	1	N.I.
3	DJ 2210 03	Mirror Assly. LH	1	
4	DJ 2210 04	Mirror Assly. RH	1	
5	DJ 1910 55	Lever Control LH	1	
6	DJ 1910 54	Holder LH	1	
7	DS 1910 52	Boot For Lever LH	1	
8	DU 1910 09	Grip LH	1	
9	JB 4014 00	Control Switch LH	1	
10	JB 4014 09	Clutch Switch	1	N.I.
11	DD 1911 47	Screw for Cable Adjuster	2	
12	39 1074 04	Flanged Bolt	4	
13	36 DS18 01	Holder Handle Set	2	Refer Page No. 106
14	DS 1910 18	Boot For Lever RH	1	
15	DD 1911 42	Lever RH	1	
16	PF 4014 08	Control Switch RH	1	
17	DU 1910 03	Hand Grip Assly RH	1	
18	DS 1810 07	Washer Handle Upper	2	
19	DS 1810 08	Damper Handle Upper	2	



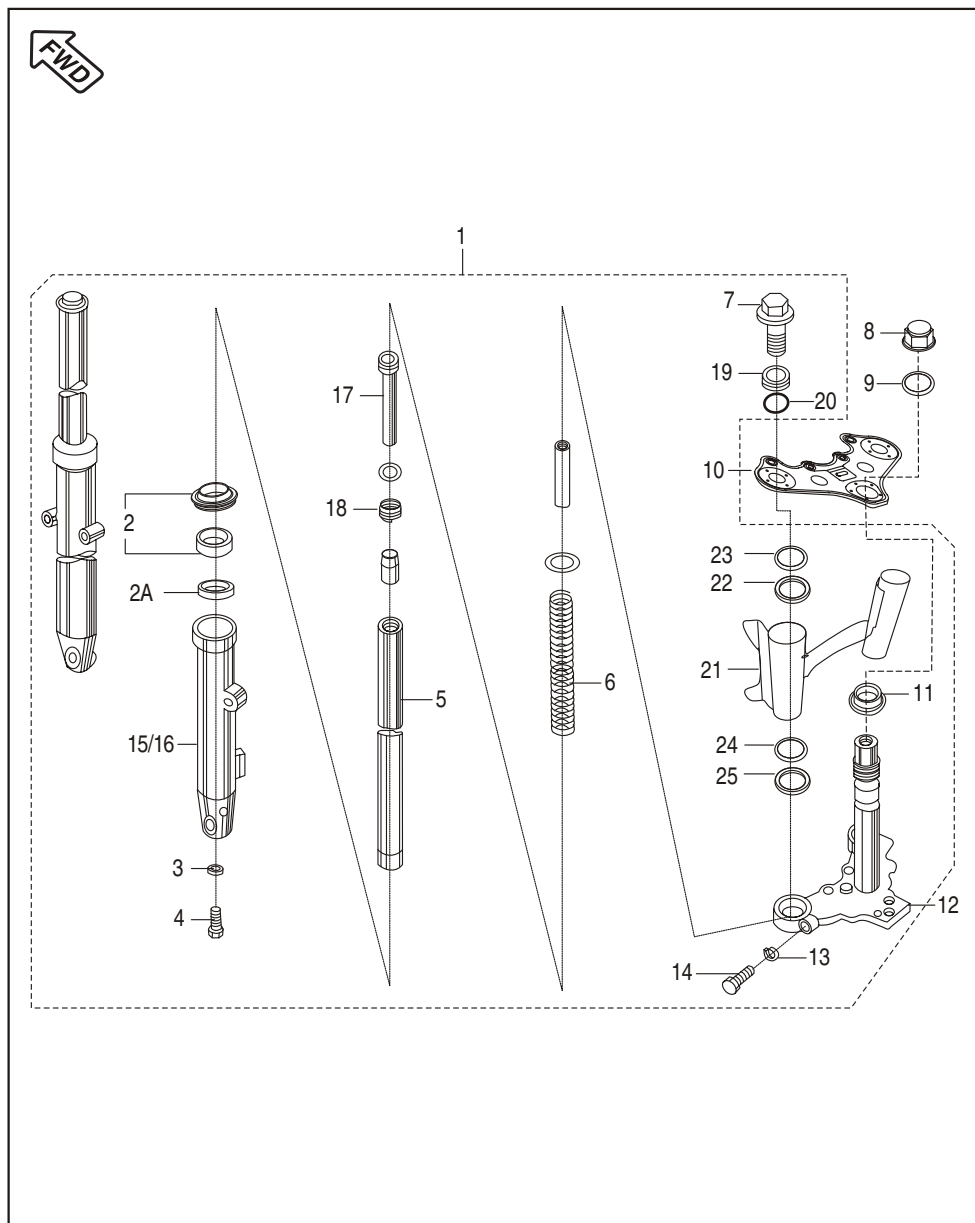
Handle Bar

No.	Part No.	Description	Qty	Remarks
20	DS 1810 05	Holder Fork Upper	1	For Fairing Version
21	DS 1810 09	Damper Handle Lower	2	
22	DS 1810 10	Washer Handle Lower	2	
23	39 0422 15	Nylock Nut	2	
24	30 1910 48	Band	2	
25	39 1943 04	Flange Bolt	2	For Ignition Switch
26	DS 1910 38	Holder RH	1	
27	36 DK00 37	Kit Mirror Holder	2	Refer Page No.108

Front Fork (for Without Fairing Version)



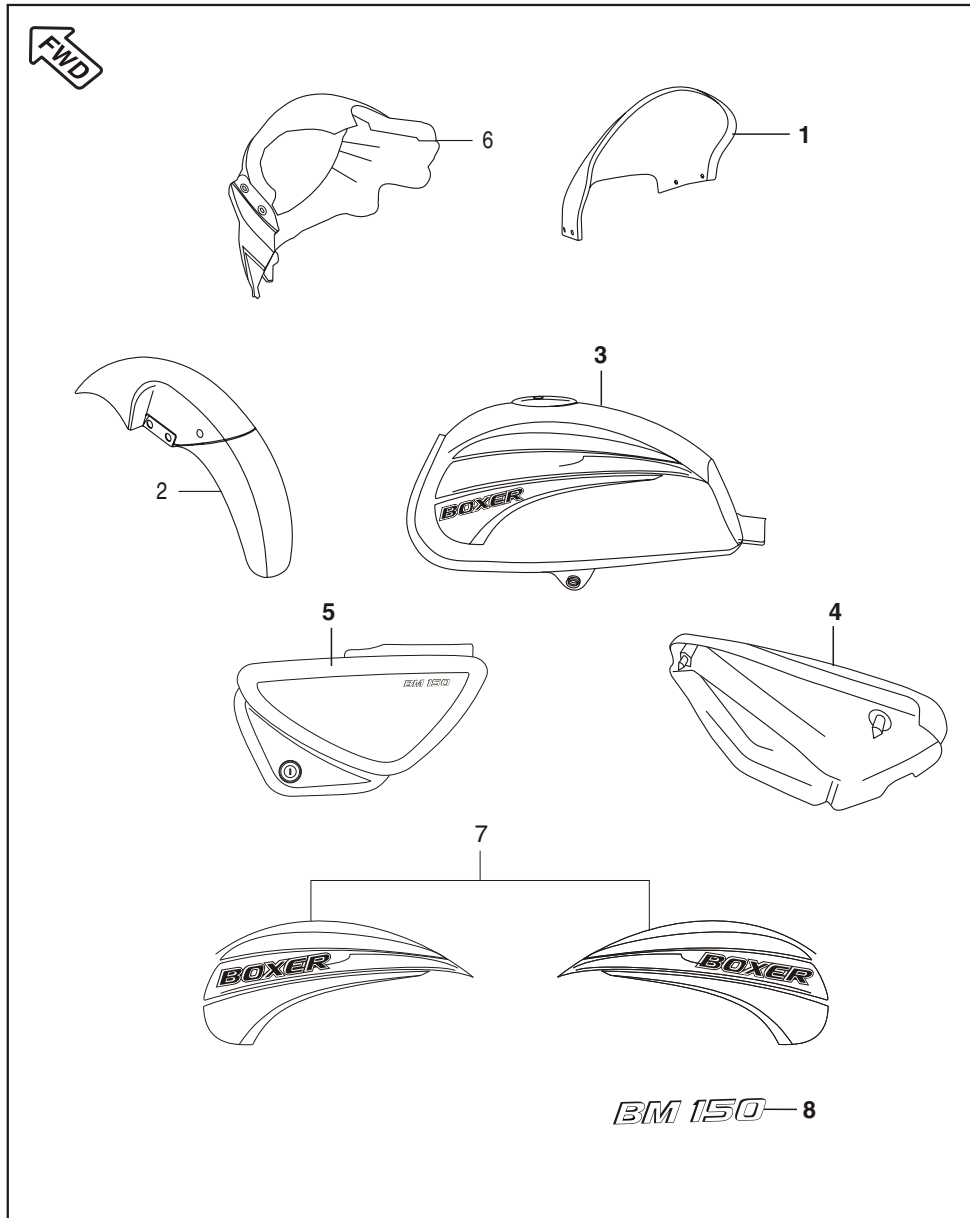
No.	Part No.	Description	Qty	Remarks
1	PF 1210 12	Fork Front	1	
2	36 DK00 20	Front Fork Seal Kit	1	Refer Page No. 107
2A	DJ 1810 87	Seal - Oil for 31 Dia. Fork	2	
3	30 1810 26	Gasket	2	
4	30 1810 25	Bolt	2	
5	PF 1210 17	Fork Pipe Inner	2	
6	DS 1810 84	Spring Front Fork	2	
7	59 0400 06	Bolt Fork	2	With Washer
8	DS 1810 15	Cap Nut Fork	1	
9	DS 1810 16	Plain Washer	1	For Cap Nut
10	DS 1810 05	Bracket Upper Front Fork	1	
11	30 1810 09	Bearing Cone	1	
12	DS 1810 20	Under Bracket Fork	1	
13	39 0789 12	Spring Washer	2	
14	39 1181 01	Bolt	2	
15	PF 1210 18	Pipe Left Fork Outer	1	
16	PF 1210 19	Pipe Right Fork Outer	1	
17	DE 1810 33	Cylinder Complete Fork	2	
18	31 1810 99	Rebound Spring	2	
19	DS 1810 12	Bolt Fork	2	
20	31 1811 02	'O' Ring	2	
21	DJ 1810 42	Cover Trail A	2	
22	PF 1210 28	Damper Cover Fork	2	
23	DJ 1810 43	Cover Trail B	2	
24	DJ 1810 85	Cushion Rubber	2	
25	PF 1210 15	Cover Fork LH	1	
26	PF 1210 16	Cover Fork RH	1	



FWD Front Wheel Direction

Front Fork (For Fairing Version)

No.	Part No.	Description	Qty	Remarks
1	PF 1210 26	Fork Front	1	
2	36 DK00 20	Front Fork Seal Kit	2	Refer Page No. 107
2A	DJ 1810 87	Seal Oil	2	
3	30 1810 26	Gasket	2	
4	30 1810 25	Bolt	2	
5	PF 1210 17	Fork Pipe Inner	2	
6	DS 1810 84	Spring Front Fork	2	
7	59 0400 06	Bolt Fork	2	With Washer
8	DS 1810 15	Cap Nut Fork	1	
9	DS 1810 16	Plain Washer	1	For Cap Nut
10	DS 1810 05	Holder Fork upper	1	
11	30 1810 09	Bearing Cone	1	
12	DS 1810 20	Under Bracket Fork	1	
13	39 0789 12	Spring Washer	2	
14	39 1813 04	Bolt	2	
15	PF 1210 18	Pipe Left Fork Outer	1	
16	PF 1210 19	Pipe Right Fork Outer	1	
17	DE 1810 33	Cylinder Complete Fork	2	
18	31 1810 99	Rebound Spring	2	
19	DS 1810 12	Bolt Fork	2	
20	30 1810 29	'O' Ring	2	
21	PF 1210 24	Lamp Shade Assly.	1	
22	DJ 1810 42	Cover Trail A	2	
23	PF 1210 28	Damper Cover Fork	2	
24	DJ 1810 43	Cover Trail B	2	
25	DJ 1810 85	Cushion Rubber	2	
26	DS 1810 70	Bush Guide	2	
27	DS 1810 72	Washer Guide Bush	2	

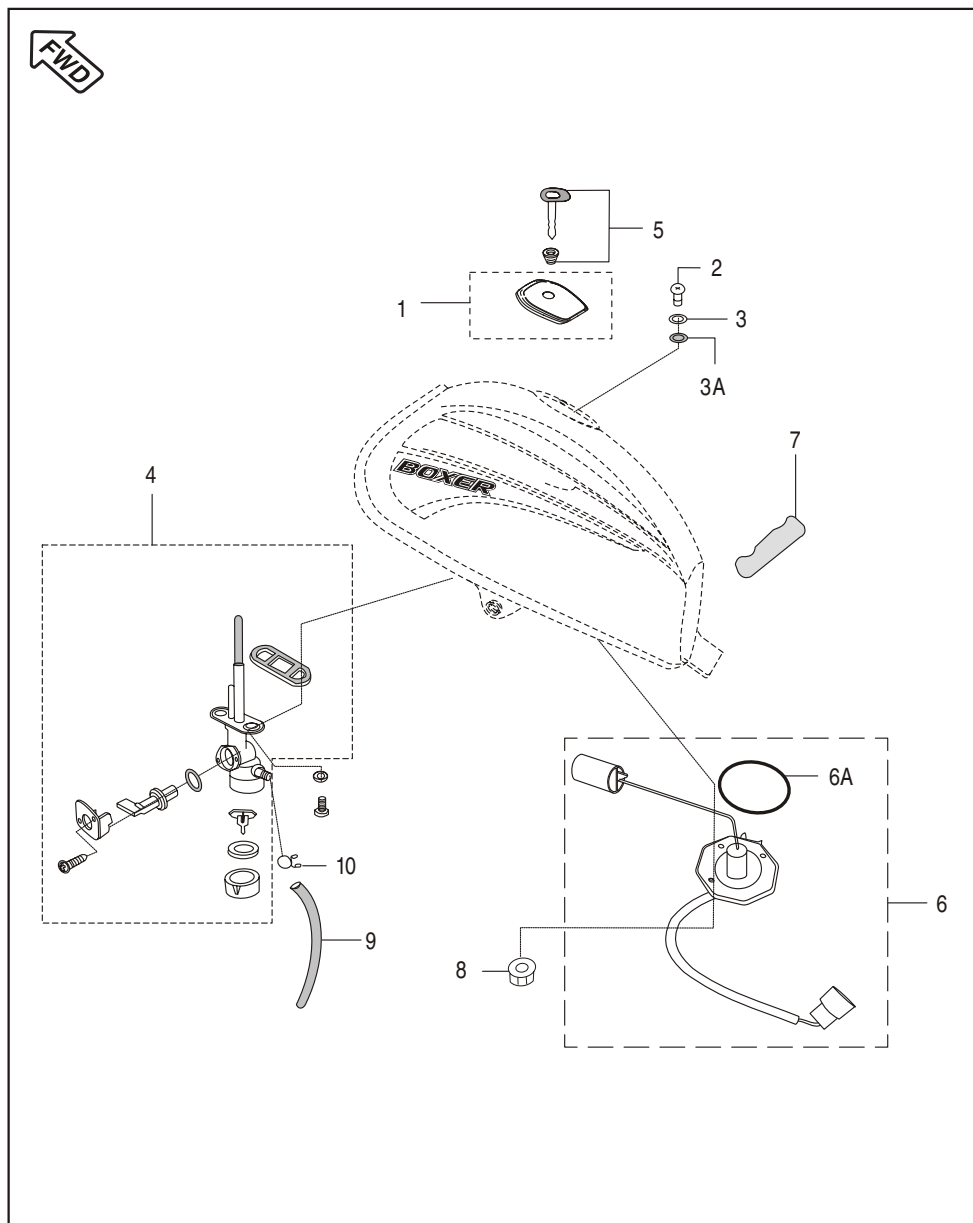


BM 150—8

FWD Front Wheel Direction

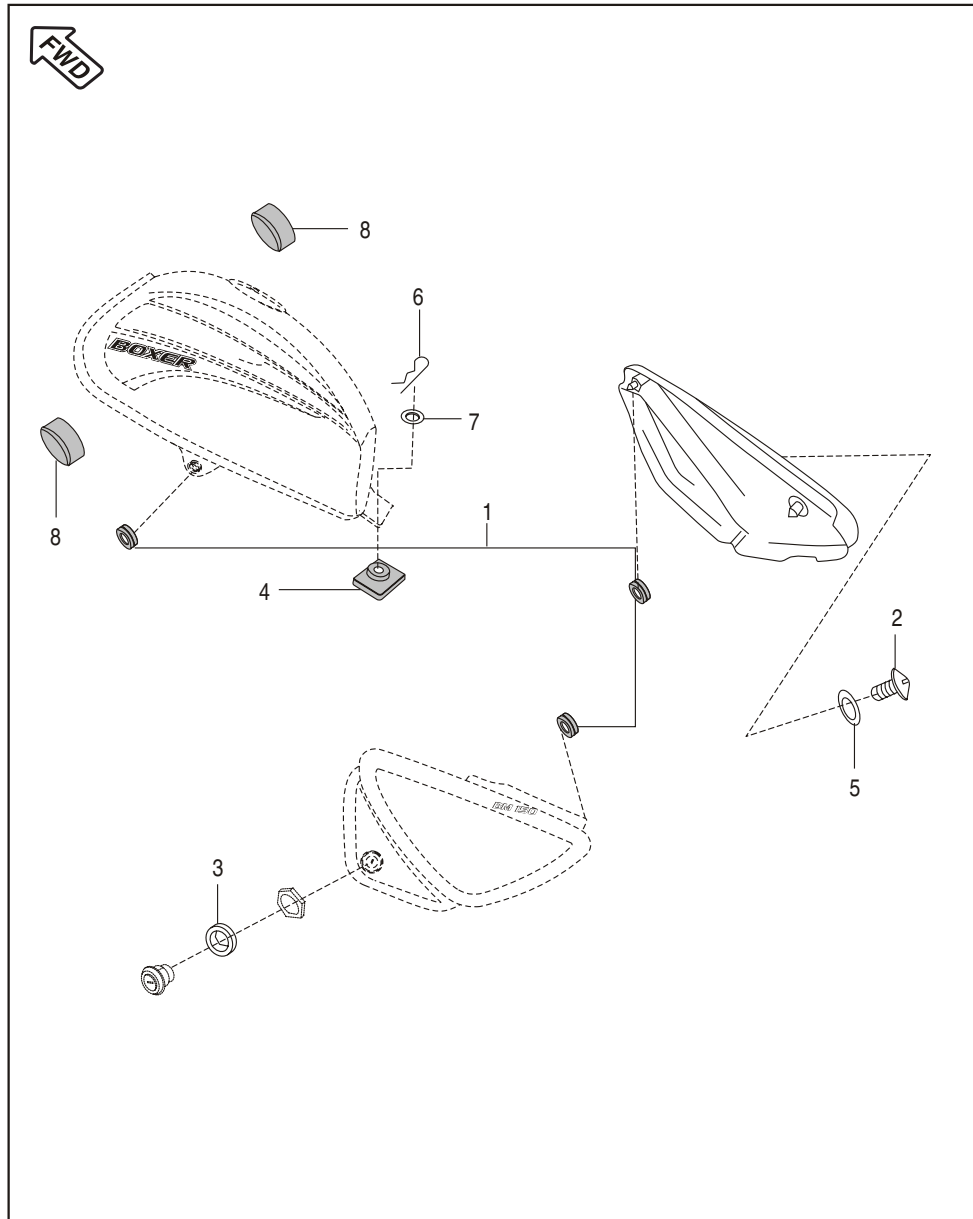
Painted Parts and Decals

No.	Part No.	Description	Qty	Remarks
1	PF 1812 09	Wind Shield	1	
2	PF 7201 X3	Front Fender Painted	1	Ebony Black
	PF 7201 3E	Front Fender Painted	1	Elect Blue
	PF 7201 3F	Front Fender Painted	1	Flame Red
3	PF 7101 X3	P.Tank Ebony Black Decal	1	Black Decal
	PF 7101 3E	P.Tank Electron Blue Decal	1	Blue Decal
	PF 7101 3F	P.Tank Flame Red Decal	1	Red Decal
4	PF 7302 X3	Side Cover Rh	1	Ebony Black Decal
	PF 7302 3E	Side Cover Rh	1	Electron Blue Decal
	PF 7302 3F	Side Cover Rh	1	Flame Red Decal
5	PF 7301 X3	Side Cover Lh	1	Ebony Black Decal
	PF 7301 3E	Side Cover Lh	1	Electron Blue Decal
	PF 7301 3F	Side Cover Lh	1	Flame Red Decal
6	PF 7401 X3	Cowling Painted	1	Ebony Black
	PF 7401 3E	Cowling Painted	1	Electron Blue
	PF 7401 3F	Cowling Painted	1	Flame Red
7	36 PF00 15	Kit Tank Dcl Red	1	
	36 PF00 16	Kit Tank Dcl Blue	1	
	36 PF00 17	Kit Tank Dcl Black	1	
8	36 PF00 18	Kit Dcl Side Cover Red BM150	1	
	36 PF00 19	Kit Dcl Side Cover Blue BM150	1	
	36 PF00 20	Kit Dcl Side Cover Black BM150	1	



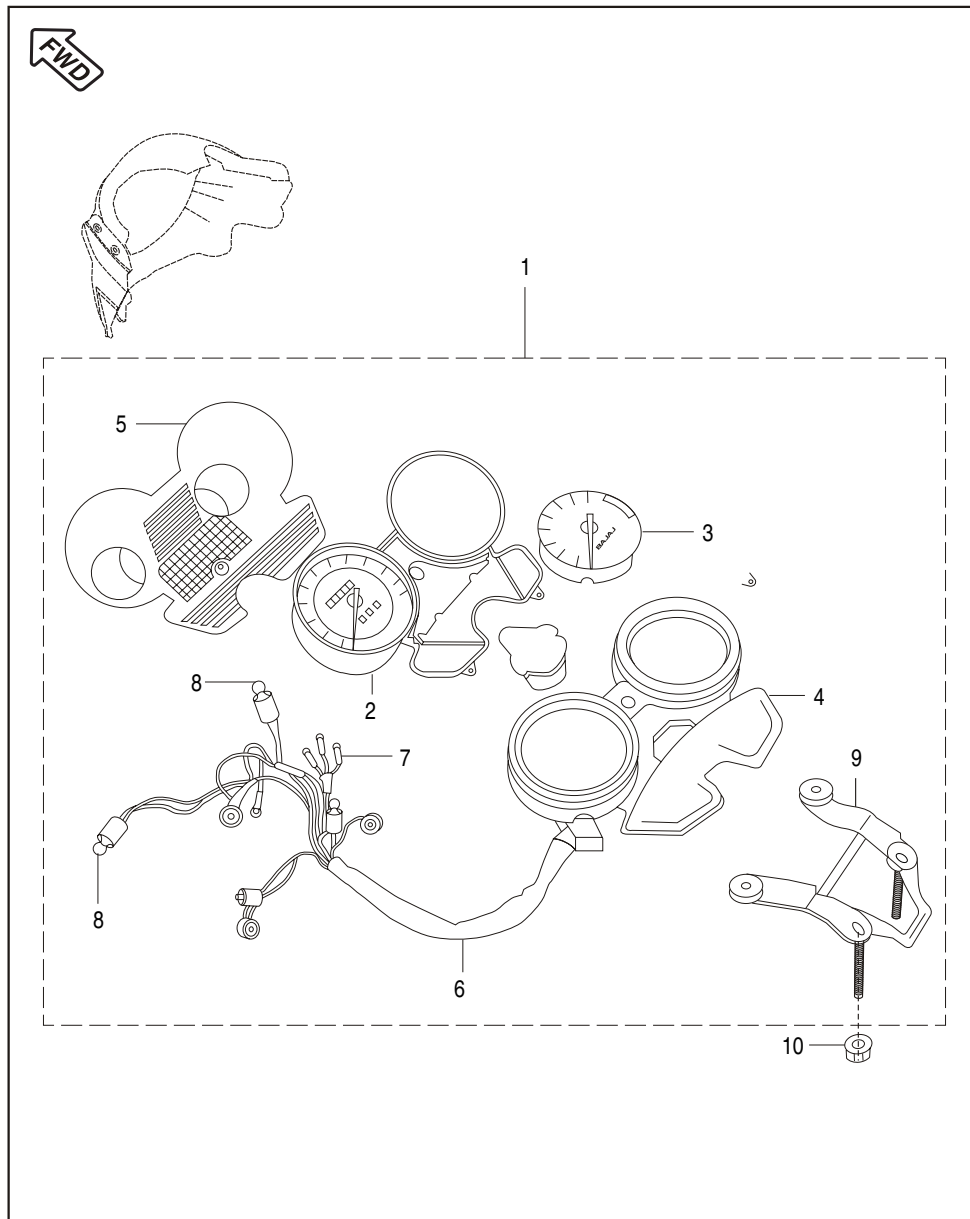
Fuell Tank, Cap Tank and Gauge Fuel

No.	Part No.	Description	Qty	Remarks
1	DS 1410 09	Cap Assly. Tank	1	
2	39 0761 01	Screw Pan Cross	2	
3	39 2179 24	Washer	2	
3A	30 1410 31	'O' Ring	2	
4	PF 1718 02	Fuel Tap	1	
5	PF 2326 01	3 In 1 Lock Set with Key	1	
6	PF 4026 00	Sensor Fuel Level	1	With 'O' Ring
6A	39 2758 21	'O' Ring	1	For Tank Unit
7	DS 1410 13	Seat Tape	1	Pasted on Tank
8	39 2484 15	Flanged Nut	4	
9	PF 1718 03	Pipe Fuel	1	Cock to Carburettor
10	30 1410 15	Pipe Clip	2	



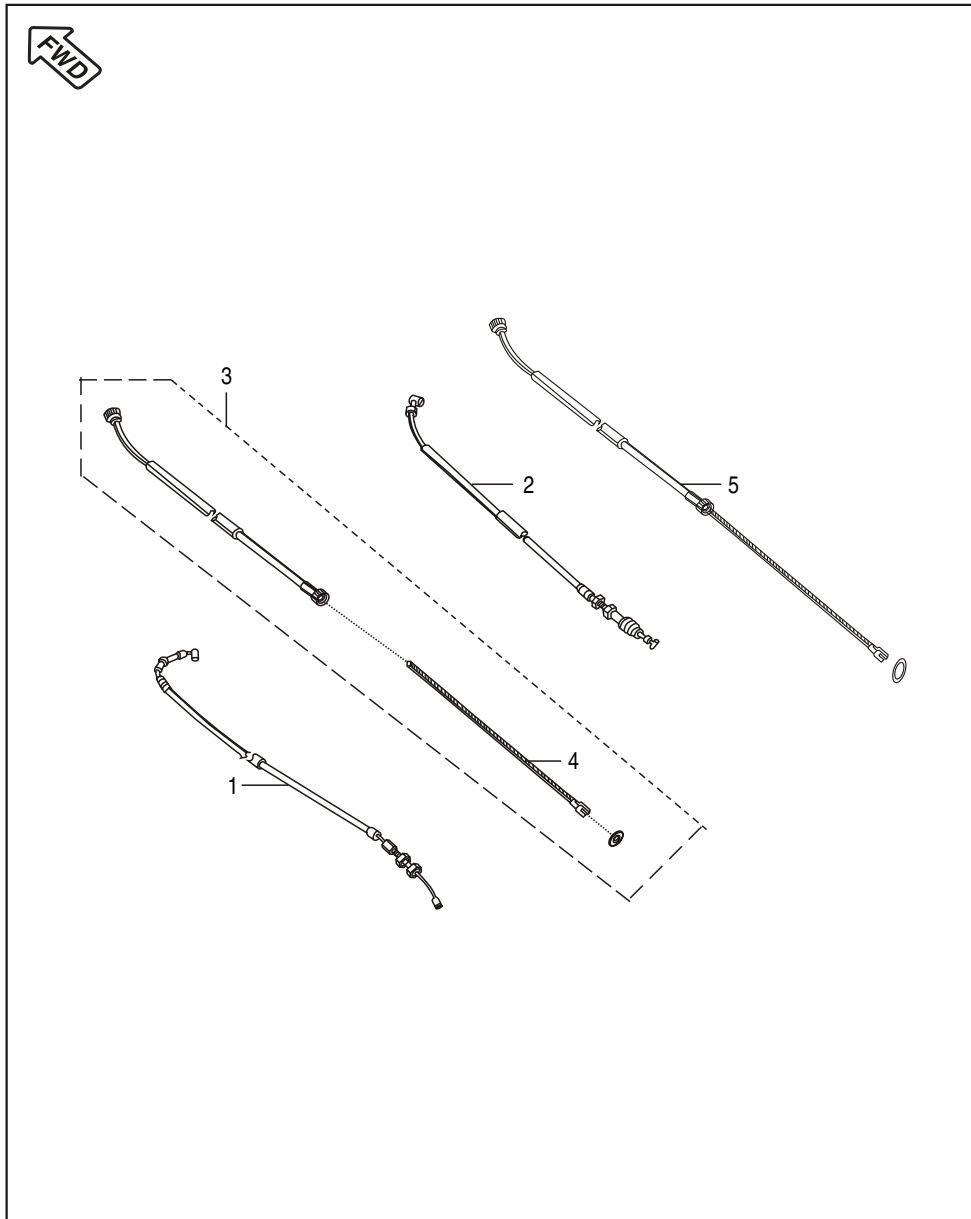
Fittings - Fuel Tank, Side Covers & Cover Seat

No.	Part No.	Description	Qty	Remarks
1	36 DS14 01	Grommet Kit for Side Cover	1	Refer Page No. 107
2	DG 1611 21	Screw	1	
3	DU 1611 02	Damper	1	
4	JV 1710 01	Damper Tank Rear	1	For Tank
5	39 1789 24	Washer Nylon	3	
6	39 0983 08	Pin Snap	1	
7	39 1054 11	Plain Washer	1	
8	DJ 1410 08	Damper Front	2	For Tank Mounting



Meter Assembly

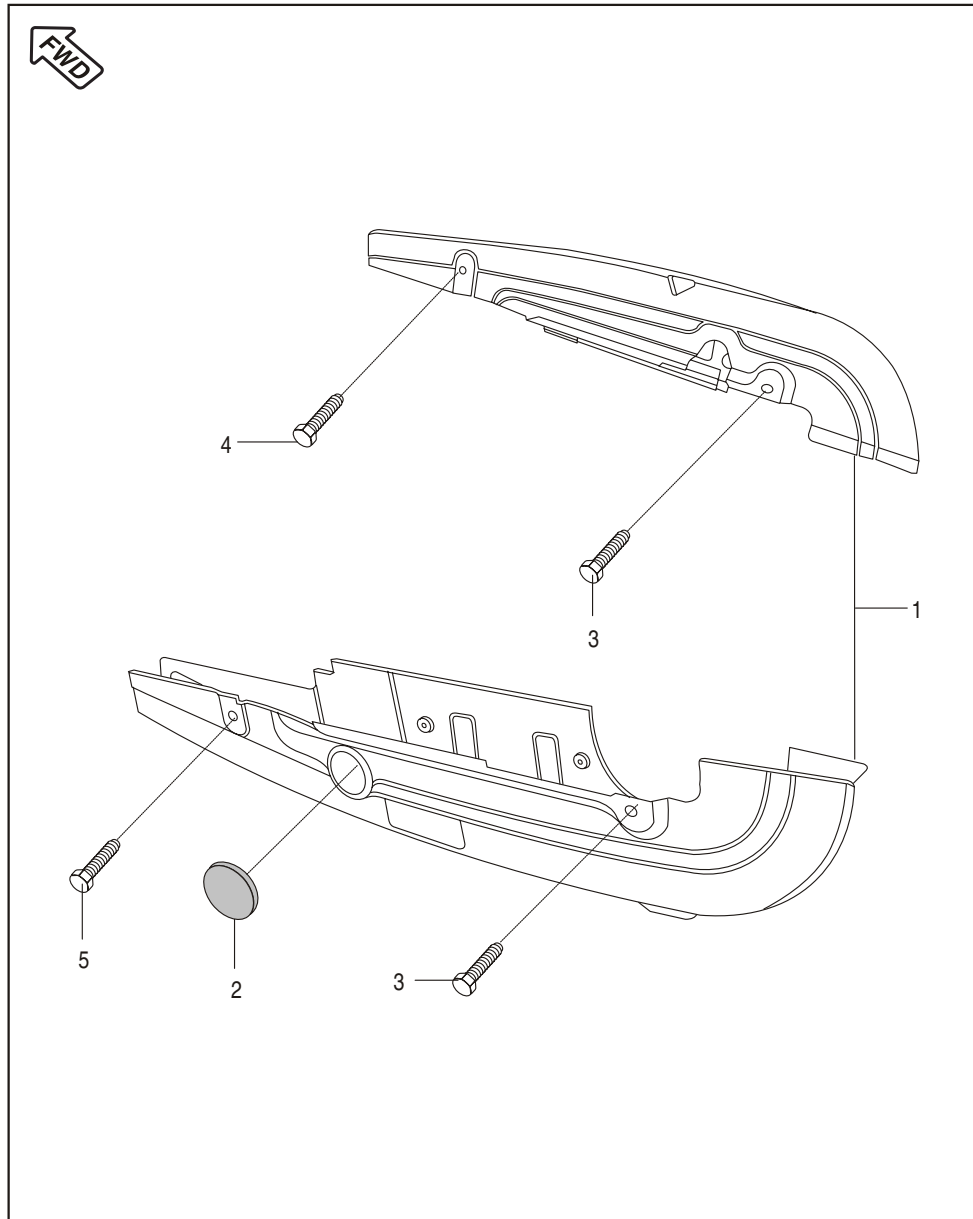
No.	Part No.	Description	Qty	Remarks
1	PF 4024 00	Speedometer Assly.	1	
2	PF 4024 01	Speedometer Machine With Dial	1	
3	PF 4024 05	Fuel Gauge Machine with dial	1	
4	PF 4024 02	Speedo meter Top Cover	1	
5	PF 4024 06	Speedo meter Bottom Cover	1	
6	PF 4024 03	Speedometer wiring harness	1	
7	CL 2010 42	Bulb 12V - 2 W	4	
8	DH 1910 37	Bulb 12V - 3 W	3	
9	PF 4024 04	Speedometer Bracket	1	
10	39 0798 15	Flanged Nut	2	



FWD Front Wheel Direction

Control Cables

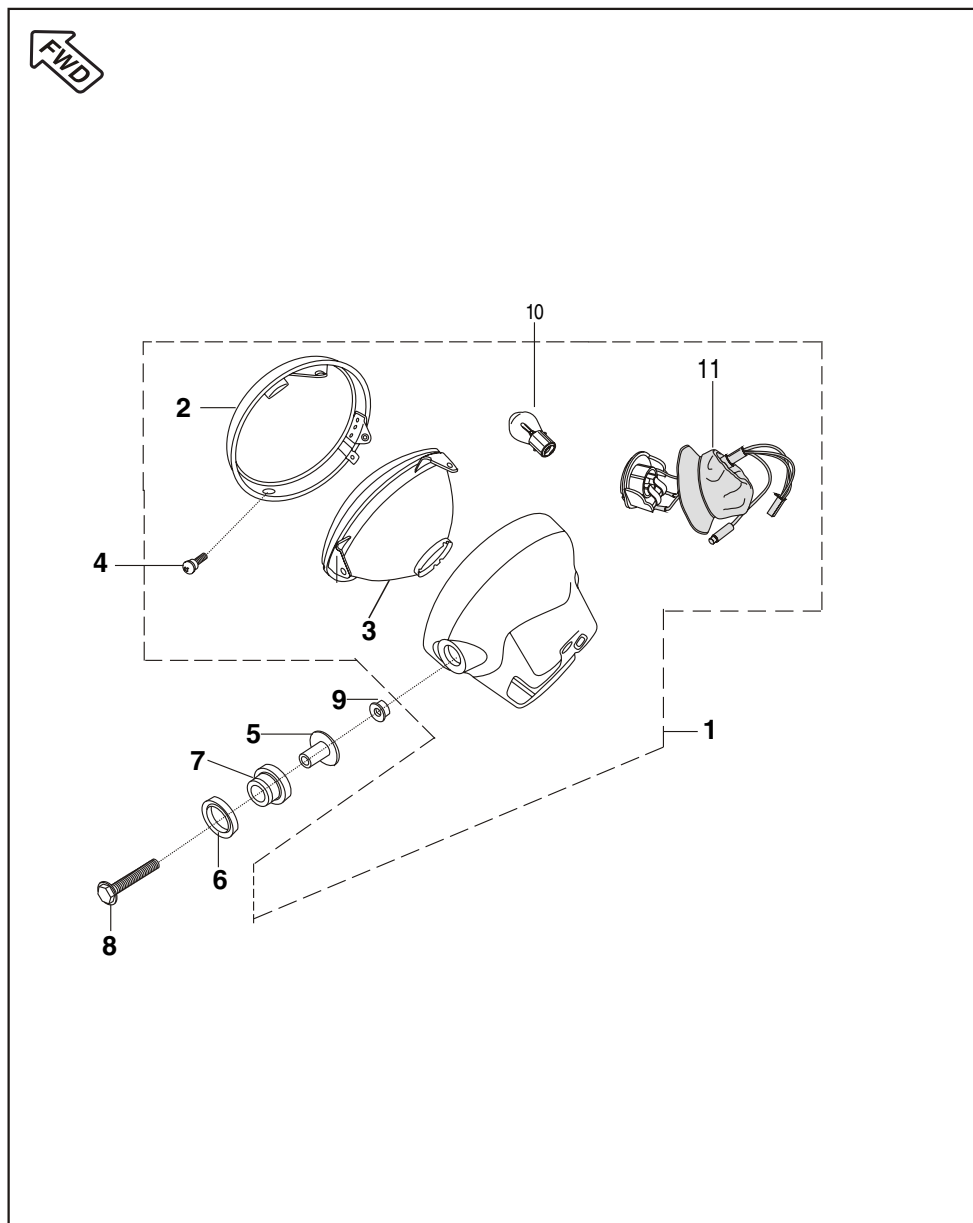
No.	Part No.	Description	Qty	Remarks
1	PF 1612 11	Cable Accelerator	1	
2	PF 1612 12	Cable Clutch	1	
3	PF 1612 08	Cable Speedometer	1	
4	PF 1612 09	Cable Speedometer Inner	1	
5	PF 1612 13	Cable front Brake	1	
6	39 1561 21	'O' Ring	1	N.I.



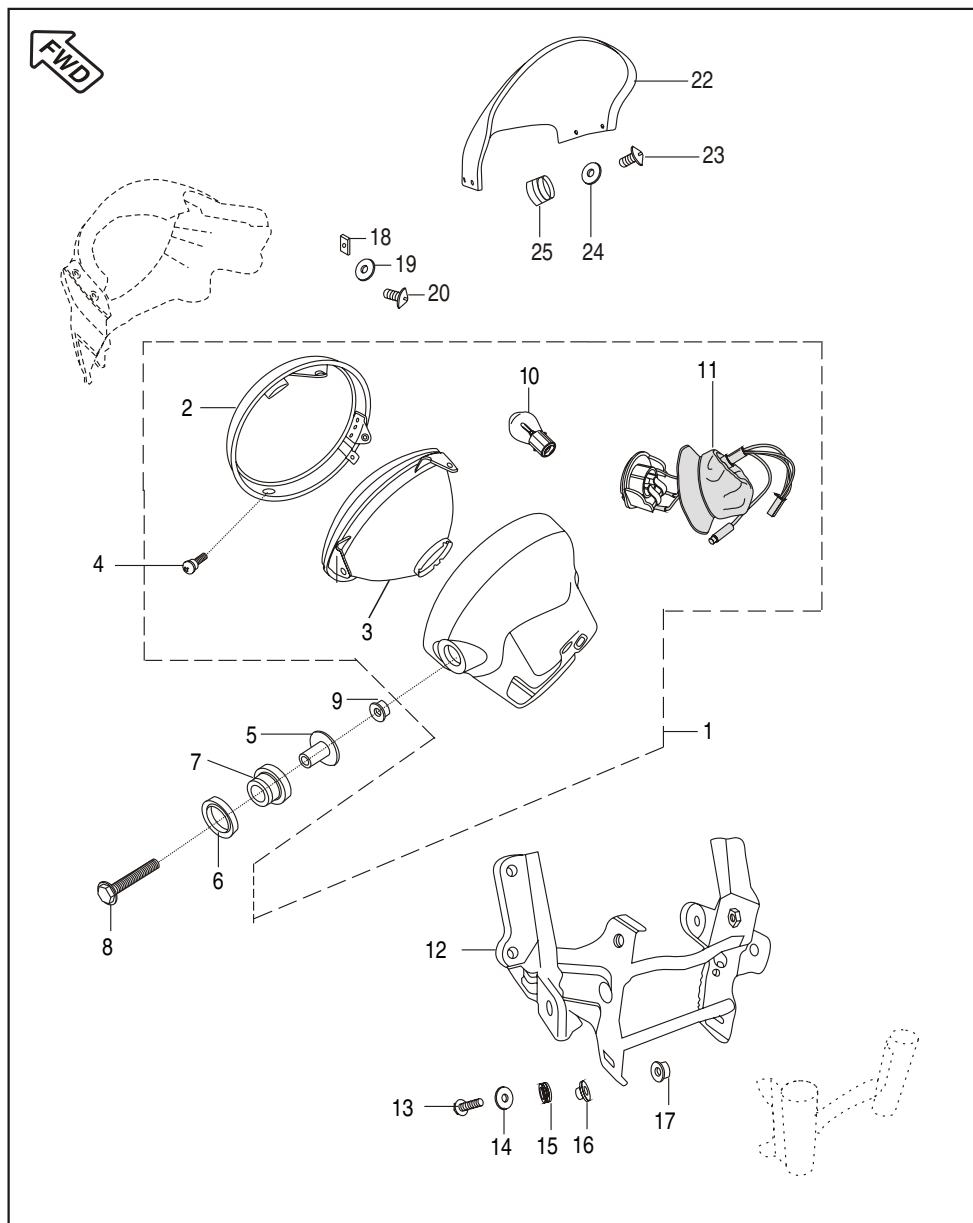
Chain Case

No.	Part No.	Description	Qty	Remarks
1	36 PF00 11	Kit Chain Case	1	Refer Page No. 107
2	15 1610 69	Rubber Cap	1	
3	JB 1812 39	Bolt M6	2	
4	JB 1812 20	Flange Bolt M6 X 1P X 62 L	1	
5	JB 1812 21	Flange Bolt M6 X 1P X 50 L	1	

Head Lamp (Without Fairing)



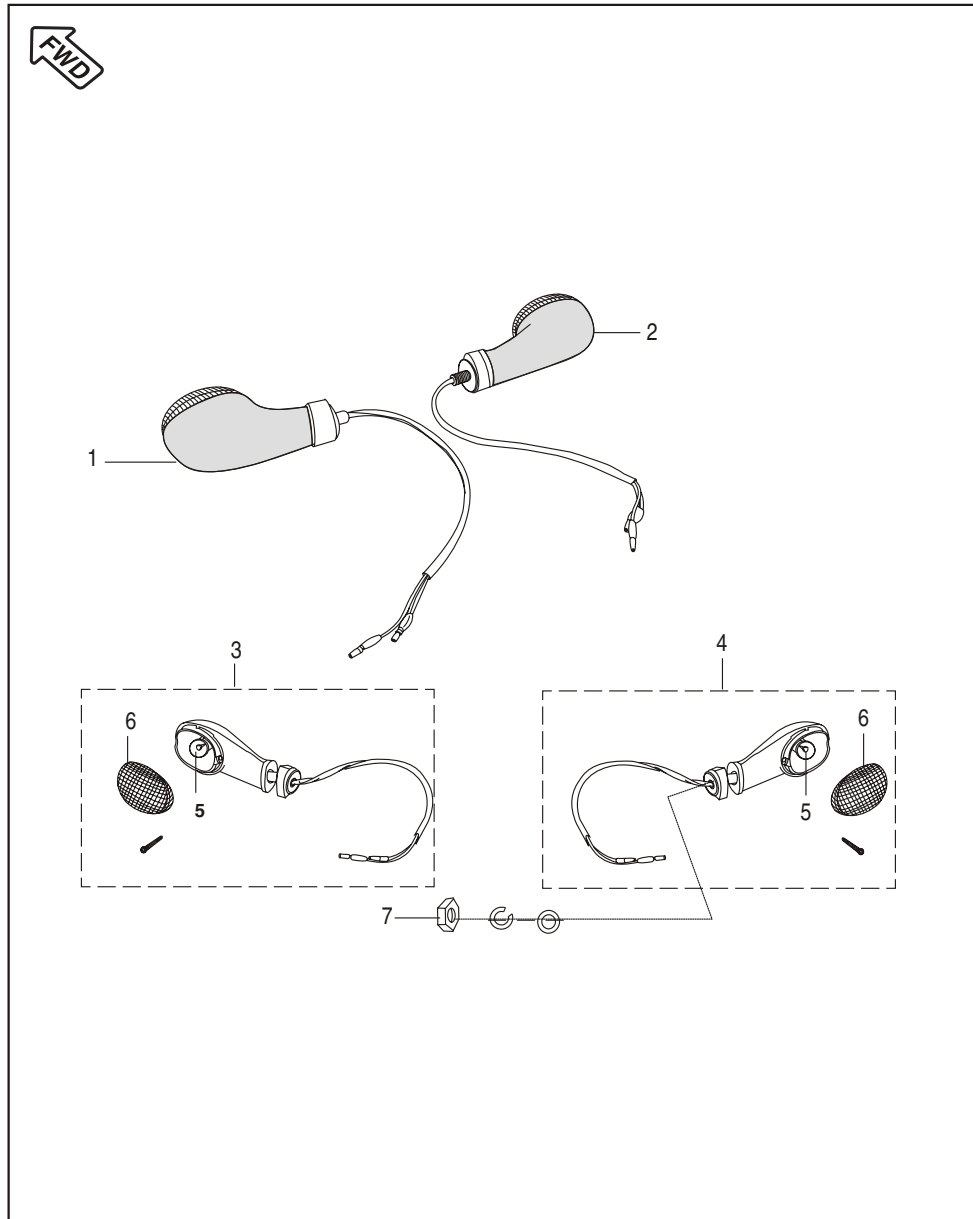
No.	Part No.	Description	Qty	Remarks
1	PF 4010 00	Head light assly	1	
	PF 4010 07	Head light assly Without Bulb	1	
2	DJ 2010 46	Head Light Rim	1	
3	DJ 2010 51	Reflector with Lens	1	
4	DU 2010 29	Special Screw	2	
5	DS 2010 19	Collar	2	
6	DS 2010 20	Damper I	2	
7	DS 2010 21	Damper II	2	
8	39 2582 04	Flange Bolt M-8 L 35	2	
9	39 1970 15	Flange Nut M-8	2	
10	CL 2010 23	Lamp 12 V 35/35 W HS1	1	
11	PF 4010 09	Lamp Holder (Socket) Assly.	1	



FWD Front Wheel Direction

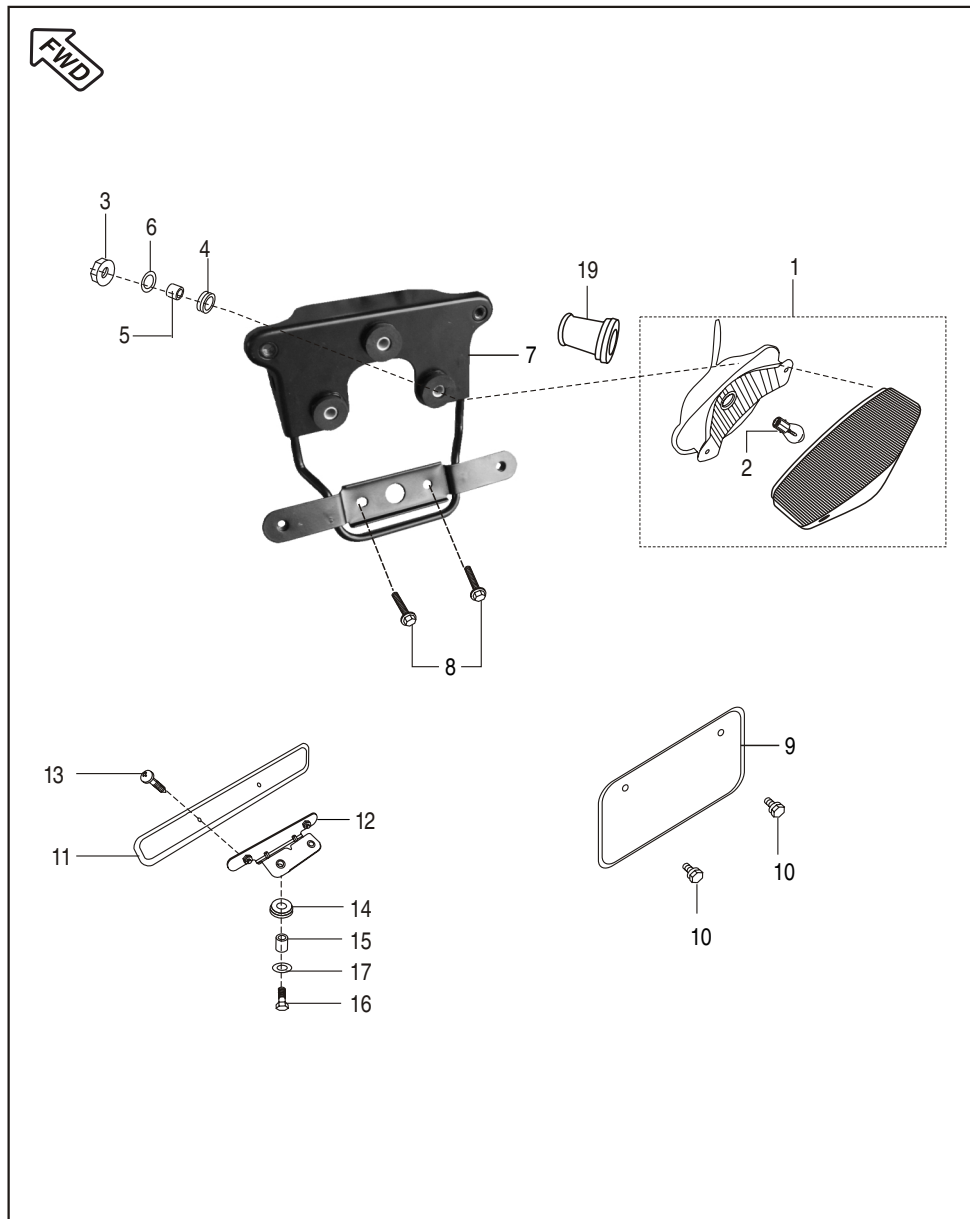
Head Lamp (With Fairing)

No.	Part No.	Description	Qty	Remarks
1	PF 4010 00	Head light assly	1	
	PF 4010 07	Head light assly Without Bulb	1	
2	DJ 2010 46	Head Light Rim	1	
3	DJ 2010 51	Reflector with Lens	1	
4	DU 2010 29	Special Screw	2	
5	DS 2010 19	Collar	2	
6	DS 2010 20	Damper I	2	
7	DS 2010 21	Damper II	2	
8	39 2582 04	Flange Bolt M-8 L 35	2	
9	39 1970 15	Flange Nut M-8	2	
10	CL 2010 23	Lamp 12 V 35/35 W HS1	1	
11	PF 4010 09	Lamp Holder (Socket) Assly.	1	
12	PF 1210 25	Fairing Structure	1	
13	JW 1812 32	Bolt Flange M6	4	
14	JW 1812 29	Plain Washer	6	
15	JB 1510 12	Grommet Fairing Mounting	4	
16	JB 1510 13	Sleeve Fairing Mounting	4	
17	39 0798 15	Hex Nut	2	
18	35 1610 60	Nut - Clip	4	
19	39 1765 11	Washer - Plain	4	
20	39 2238 01	Screw - Pan Head	4	
21	PF 1812 11	Grommet - Cowling Mtg	2	N.I.
22	PF 1812 09	Windshield	1	
23	DL 1810 09	Screw - M5 X L 16	4	
24	39 2141 24	Washer (Non Metallic Washer)	4	
25	DL 1810 10	Nut-well M5	4	



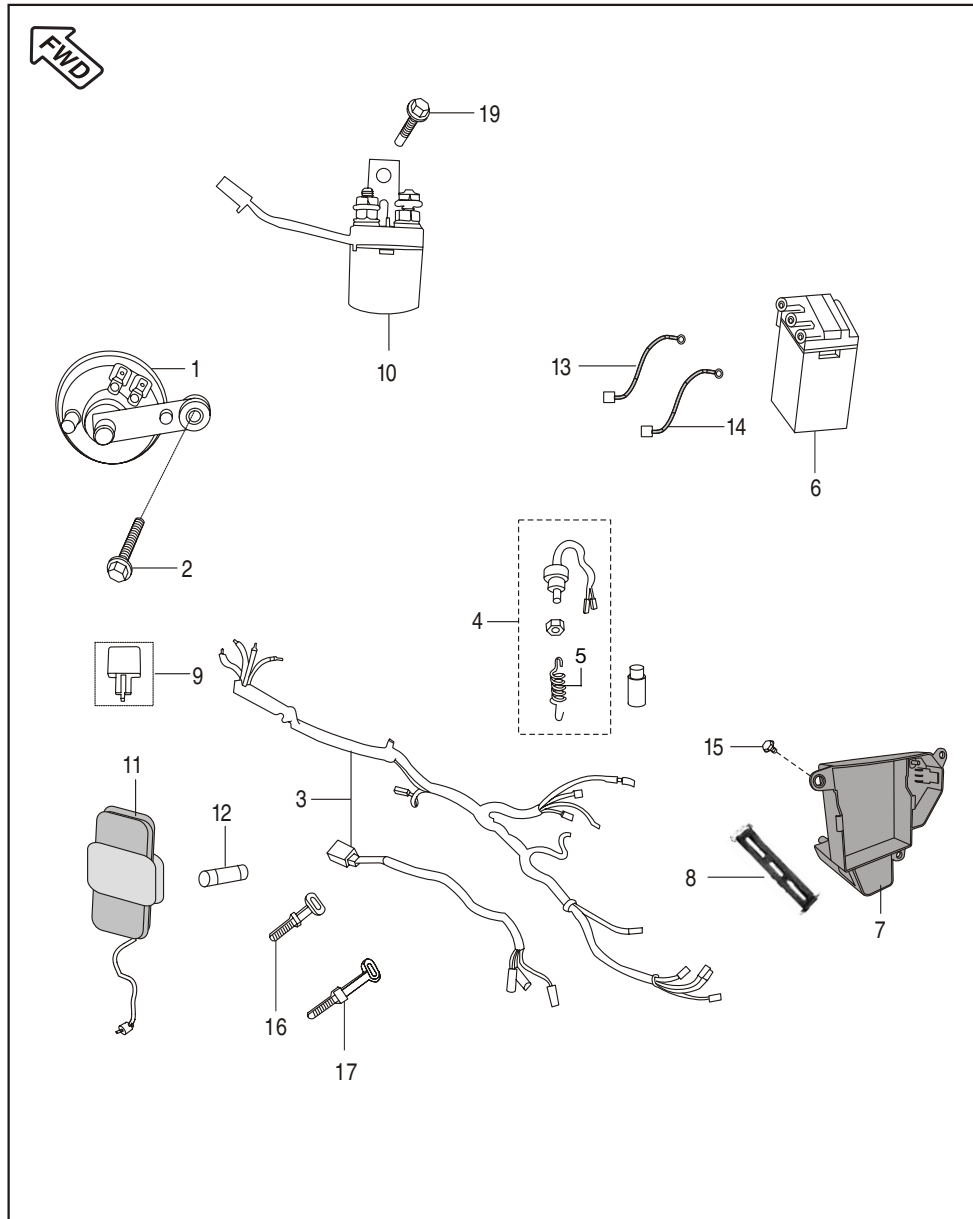
Indicator Light Assembly

No.	Part No.	Description	Qty	Remarks
1	DZ 2010 25	Dir. ind. Front LH with Lamp	1	With Lamp base
2	DZ 2010 26	Dir. ind. Front RH with Lamp	1	With Lamp base
3	DU 2010 12	Dir. ind. Rear LH with Lamp	1	With Lamp base
4	DU 2010 14	Dir. ind. Rear RH with Lamp	1	
5	06 2010 83	Lamp 12 V - 10W	4	
6	DU 2010 16	Lens	4	
7	39 1225 15	Hex. Nut	4	



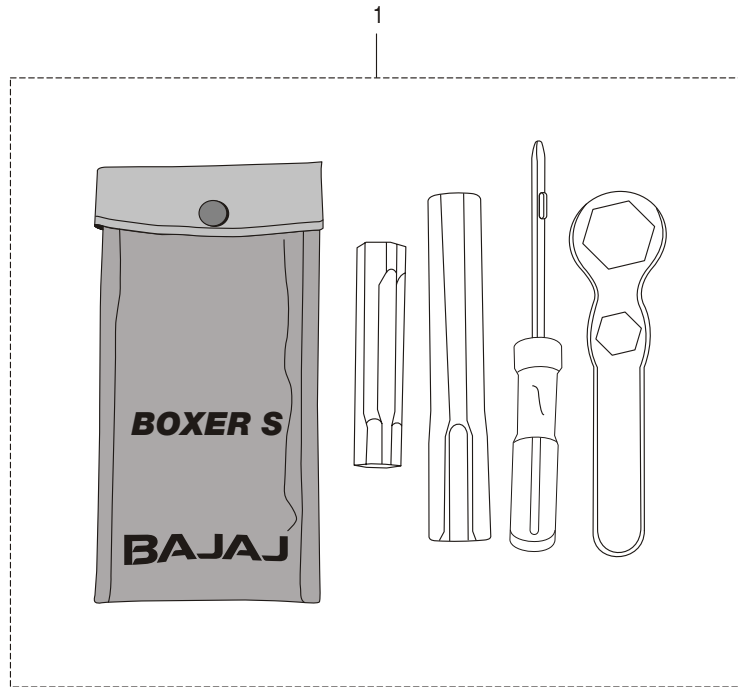
Tail Lamp Assly / Front Number Plate

No.	Part No.	Description	Qty	Remarks
1	DF 2011 38	Tail Light Assly. with lamp	1	
2	31 2010 28	Lamp 12 V, 10/5W	1	
3	39 2430 15	Hex Nut. / Flange	2	
4	DD 2010 11	Damper	2	
5	31 2010 01	Collar	2	
6	39 2429 11	Plain Washer	2	
7	PF 2314 01	Bracket Tail Light Assly	1	
8	39 1956 04	Bolt Flange Small (for No. Plate)	2	
9	DP 1611 45	Plate No. Rear Black	1	
10	39 2765 01	Screw Truss M6	2	
11	DP 1611 44	Number Plate Front	1	
12	DD 1811 76	Front No. Plate Mtg Bracket	1	
13	39 1783 01	Truss Screw Front No. Plate	2	
14	30 1810 60	Damper	2	
15	30 1810 61	Collar	2	
16	39 1553 04	Bolt Flange	2	
17	39 1211 11	Washer	2	
19	DM 2010 26	Boot	1	
20	30 2010 69	Reflector Reflex	1	N.I.
21	39 1972 15	Nut Hexagon with Flange M5	1	Reflector Mtg.



Electrical Equipments

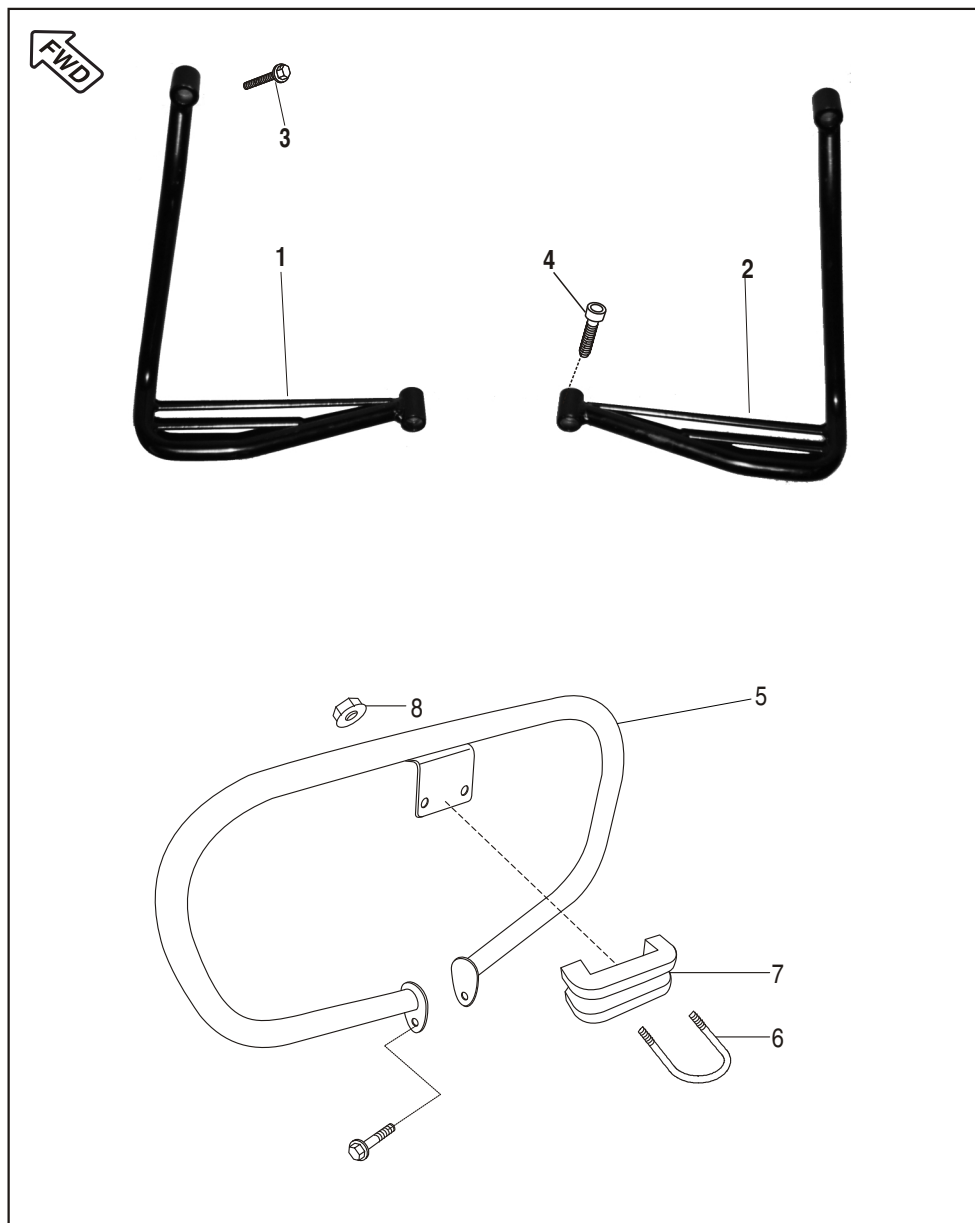
No.	Part No.	Description	Qty	Remarks
1	JV 4016 02	DC Horn	1	
2	39 1689 04	Flange Bolt (M8)	1	
3	PF 4022 00	Wiring Harness	1	
4	PF 4014 04	Rear Brake Switch	1	
5	PF 4014 03	Spring Brake Switch	1	
6	DS 2010 82	Battery 5 MF dry Charged	1	
7	JV 4018 01	Case Battery	1	
8	JA 4018 01	Band Battery	1	
9	DS 2010 25	Assly DC Flasher	1	
10	JK 3516 00	Starter Relay	1	With Grommet
11	30 2011 04	Fuse Box Assly	2	For Light Main Fuse
12	GF 2010 53	Fuse (10 Amp.)	2	Light & Main Fuse
13	JV 4022 04	Starter Relay to Motor Relay	1	
14	JV 4022 05	Cable Assly. (Battery to Earth)	1	
15	39 1942 04	Bolt Flanged	1	
16	30 1910 48	Band (Harness)	1	
17	30 2010 64	Band (Harness)	1	



Tool Kit

No.	Part No.	Description	Qty	Remarks
1	DM 2210 13	Tool Kit	1	For Reference Only
		Screw Driven	1	
		Tool Wrench A/F 17 X 22	1	
		Spanner Box- 16 X 14	1	
		Tool Bar	1	

Accessories



No.	Part No.	Description	Qty	Remarks
1	PF 1130 08	Footrest Third LH	1	
2	PF 1130 09	Footrest Third RH	1	
3	39 1298 04	Screw Hex. Socket M8x1.25x35	2	
4	JB 2312 06	Bolt Socket Head	2	
5	PF 2312 01	Leg Guard	1	
6	JA 2312 01	Hook Leg Guard	1	
7	JA 2312 02	Spacer Leg Guard	1	
8	39 0798 15	Nut Hex with Falnge M6	2	

Kit List

Sr No	Kit Part No.	Kit Description	Consisting of Following Parts		
			Part No.	Description	Qty/Kit
1	36JZ0001	Valve Kit	JZ511200	Valve Intake	1
			JZ511201	Valve Exhaust	1
2	36JZ0004	Valve Repair Kit	39201719	Seat Valve Stem	2
			DG101029	Cotter Valve	2
			JA511203	Retainer Valve Spring	2
			28101129	Seat Valve Spring	2
			JZ511202	Spring Washer	2
3	36JE0003	Kit Guide Cam Chain	JW541012	Guide Cam Chain (Slack Side)	1
			JA521002	Guide Cam Chain (Tight Side)	1
4	36JZ0005	Piston Ring Set	JZ521204	Ring Piston Top	1
			JZ521205	Ring Piston Second	1
			JZ521206	Ring Piston Oil	1
5	36DU1007	Boss Kick Set	30101233	Boss Kit	1
			30101234	Spring	1
			30101236	Ball Steel	1
			30101235	Pin	1
			39085517	E - Type Clip	1
6	36PF0021	Kit Jet BM 150	JZ581234	Needle Jet	1
			JZ581219	Holder Needle Jet	1
			JZ581218	Jet Main	1
			JE581205	Jet Pilot	1
7	DH121169	Pilot Screw Kit	DH121131	Screw Adjuster	1
			DH121130	'O' - Ring	1
			DH121186	Spring Compr Coil	1
			DH121187	Plain Washer	1
			DH121188	'O' - Ring	1

Kit List

Sr No	Kit Part No.	Kit Description	Consisting of Following Parts		
			Part No.	Description	Qty/Kit
8	36JZ0016	Idling Screw Kit	JZ581217	Screw Stop	1
			DH121130	'O' - Ring	1
			CB121044	Spring Compression	1
9	36PF0022	Kit Piston Valve BM 150	PF581206	Valve Piston	1
			DD121054	E-Ring	1
			JZ581211	Holder Assly Magnet	1
			DD121055	Spring Compression	1
			JZ581223	Packing	1
			PF581208	Jet Needle	1
			PF581207	Ring	1
10	36PF0024	Kit Carburetor Gasket/O Ring	JA581232	Gasket Float Chamber	1
			DH121130	'O' - Ring Idling Screw	2
			DH121088	O Ring Air Screw	2
			DH121118	'O' Ring Drain screw	1
			JA581238	'O' Ring TPS	1
11	36PF0023	Kit Choke Plunger BM 150	-	Plunger Assembly	1
			-	Guide Holder	1
			PF581205	Lever Assembly Choke	1
			DH121071	Cap	1
			Dd121058	Spring Choke Plunger	1
			CF121004	O Ring Choke Plunger	1
12	36314001	Bearing Cone Kit	DH181025	Bearing cone	1
			DH181026	Bearing race	1
			DH181024	Upper bearing race	1
13	36DS1801	Holder Handle Set	DS181019	Holder Handle	2
			DS181006	Holder Handle	2

Kit List

Sr No	Kit Part No.	Kit Description	Consisting of Following Parts		
			Part No.	Description	Qty/Kit
14	36PF0010	Kit Chain Sprocket BM 150	DX151023	Sprocket Hub (42T)	1
			JZ551004	Sprocket Drive (14T)	1
			JV141004	Chain 122 Link	1
15	36JZ0003	Set Primary Drive & Driven	JZ551403	Housing Complete Clutch HTTS	1
			JZ531006	Gear Primary Drive	1
16	36JZ0008	Starter Clutch Repair Kit	JA621411	Bush Spring Starter Clutch	5
			DH101163	Roller Clutch	5
			DH101164	Spring	5
			DJ101109	Bush For Spring Starter Clutch	5
17	36PF0009	Kit Friction Plate BM 150	JV551402	Plate Friction Clutch	5
18	36PF0002	Kit Block-Piston BM 150	PF521007	Assly Cylinder Block	1
			PF521205	Piston Assly	1
19	36JW0013	Leg Gaurd Hardware Kit	JA231201	Hook Leg Gaurd1	1
			JA231202	Leg Gaurd Spacer	1
			39079815	Nut Hexagon with Flange	2
20	36DS1401	Grommet Kit - Side Cover	DS141012	Grommet Side Cover Front	2
			DS161082	Grommet Side Cover Rear	2
21	36PF0011	Case Chain Kit	PF181202	Case Chain Upper Assly.	1
			PF181200	Case Chain Lower Assly.	1
22	36DK0020	Kit Outer Tube	DJ181089	Seal Dust	2
			DJ181088	Stopper Seal Oil	2
			DS181072	Washer Guide Bush	2
			DS181070	Guide Bush	2

Kit List

Sr No	Kit Part No.	Kit Description	Consisting of Following Parts		
			Part No.	Description	Qty/Kit
23	36DK0037	Kit Mirror Holder	39118415	Nut - Nylock :- M5 X 0.8	1
			DI191014	Stud - Lever Handle	1
			30191017	Nut	1
			39019811	Washer - Plain	1
			39072504	Bolt - Hexagon :- M6 X 1	1

SPC Updation Details

Page no.	Fig. no.	Old part no.	New part no.	Description	Updation date	Interchan geability	Remarks
60	1	DS151080	PF131012	Wheel Rim Front	10.05.12	Y	6 Spoke wheel introduction
60	4	DH151057	PF131222	Wheel Rim Rear	10.05.12	Y	6 Spoke wheel introduction

SPC Updation Details

Page no.	Fig. no.	Old part no.	New part no.	Description	Updation date	Interchan geability	Remarks

Parts Index

Part Number	Figure No.	Page No.	Part Number	Figure No.	Page No.
06201083	5	96	30151042	24	64
14151021	10	64	30151069	18	62
14151033	23	24	30151069	9	64
14151033	15	28	30151069	17	66
15161069	2	90	30151069	16	68
16151066	9	58	30151075	14	66
22150241	4	30	30151075	13	68
24121069	14	32	30151095	20	70
24121365	7	32	30151105	19	62
30101142	4	24	30151105	8	64
30101195	11	26	30151105	18	66
30141015	10	82	30151105	17	68
30141031	3A	82	30151116	16	62
30151005	22	66	30151118	25	62
30151005	21	68	30151118	20	64
30151011	15	62	30171022	10	52
30151011	19	66	30181009	11	76
30151011	19	68	30181009	11	78
30151032	3	62	30181025	4	76
30151033	4	62	30181025	4	78
30151035	17	62	30181026	3	76
30151035	23	64	30181026	3	78
30151038	13	62	30181029	20	78
30151038	13	64	30181060	14	98
30151038	21	66	30181061	15	98
30151038	20	68	30191035	11	70
30151041	21	62	30191036	13	70
30151042	20	62	30191038	3	70

Parts Index

Part Number	Figure No.	Page No.	Part Number	Figure No.	Page No.
30191048	24	74	36JZ0016	5	32
30191048	16	100	36JZ0026	2	68
30201064	17	100	36PF0001	1	4
30201069	20	98	36PF0002	5	10
30201104	11	100	36PF0004	1	22
31101173	3	12	36PF0005	2	20
31181099	18	76	36PF0007	1	26
31181099	18	78	36PF0008	1	24
31181102	20	76	36PF0009	5	28
31201001	5	98	36PF0010	2	66
31201028	2	98	36PF0011	1	90
31201081	5	22	36PF0014	5	50
35161060	18	94	36PF0015	7	80
36314001	3	48	36PF0016	7	80
36DK0020	2	76	36PF0017	7	80
36DK0020	2	78	36PF0018	8	80
36DK0037	27	74	36PF0019	8	80
36DS1401	1	84	36PF0020	8	80
36DS1502	22	64	36PF0021	4	32
36DS1801	13	72	36PF0022	12	32
36DU1007	3	30	36PF0023	19	32
36JE0003	6	8	36PF0024	13	32
36JZ0001	4	6	36PF0025	1	36
36JZ0003	7	12	39019811	5	70
36JZ0003	16	28	39019811	10	70
36JZ0004	5	6	39021111	13	54
36JZ0005	3	10	39024011	13	28
36JZ0008	6	40	39024211	8	54

Parts Index

Part Number	Figure No.	Page No.	Part Number	Figure No.	Page No.
39029215	16	50	39079815	23	66
39032615	7	54	39079815	10	86
39042215	8	56	39079815	17	94
39042215	23	74	39079815	8	104
39045411	11	50	39080115	3	66
39055302	10	50	39080115	27	68
39059417	12	8	39080511	7	70
39069415	18	70	39080708	19	70
39070815	21	70	39080808	6	70
39071411	2A	50	39081715	8	18
39072211	19A	66	39084001	23	62
39072211	19A	68	39084001	18	64
39073212	19	64	39084914	17	40
39073817	6	30	39090012	24	62
39074701	9	22	39093915	13	50
39076101	2	82	39098308	6	84
39077504	9	62	39098717	3	14
39078111	6	62	39099206	2	16
39078408	12	52	39099311	5	30
39078912	8	50	39099906	12	22
39078912	17	70	39099906	24	24
39078912	13	76	39099906	4	38
39078912	13	78	39100006	2	10
39079415	6	66	39100006	6	20
39079415	9	68	39100006	11	22
39079708	3	56	39101321	25	64
39079708	8	70	39104119	3	24
39079815	11	62	39105411	7	84

Parts Index

Part Number	Figure No.	Page No.	Part Number	Figure No.	Page No.
39106204	9	32	39183911	8A	54
39107404	12	72	39188020	15	8
39118101	14	76	39194204	15	100
39121111	4	44	39194304	11	42
39121111	17	98	39194304	12	54
39122515	7	96	39194304	25	74
39129804	3	104	39195604	8	98
39130911	10	54	39196404	14	20
39150711	15	54	39197015	6	46
39150711	18	54	39197015	17	54
39154011	16	70	39197015	9	92
39155304	11	28	39197015	9	94
39155304	16	98	39197215	21	98
39155604	7	44	39198104	20	14
39155604	14	54	39201719	6	6
39156121	6	88	39214124	24	94
39167121	20	24	39217924	3	82
39167404	3	42	39219019	7	22
39167704	16	34	39220011	12	28
39168904	2	100	39222204	4	54
39171519	4	22	39223801	20	94
39175904	17	22	39224020	8	66
39176511	19	94	39224020	6	68
39177304	13	34	39229515	3	36
39177902	15	34	39231204	5	46
39178301	13	98	39234911	2B	50
39178924	5	84	39236615	7	50
39181304	14	78	39240817	12	30

Parts Index

Part Number	Figure No.	Page No.	Part Number	Figure No.	Page No.
39242001	9	54	39272315	3	46
39242911	6	98	39275404	4	36
39243015	3	98	39275821	6A	82
39244704	25	66	39276501	10	98
39247304	11	54	52JA0027	9	20
39248104	13	52	52JA0029	12	20
39248415	8	82	59040006	7	76
39249211	5	36	59040006	7	78
39253921	8	4	59040014	14	42
39256220	2	22	59040017	7	46
39256611	28	66	59110008	2B	12
39256711	4	66	59120003	2A	12
39256711	26	68	59150003	7	62
39258204	8	92	59150014	1	12
39258204	8	94	59200036	3	20
39260011	4	28	59200036	3	22
39265912	14	52	59210023	18	22
39266921	13	8	59210024	17	14
39268020	5	64	CB101114	2	36
39268120	7	64	CB121039	8	32
39268320	16	8	CF111019	7	42
39268620	13	66	CL201023	10	92
39268620	12	68	CL201023	10	94
39268720	16	66	CL201042	7	86
39268720	15	68	CS101128	9	8
39268820	1	62	DD101097	13	30
39270411	7	18	DD111011	9	42
39272204	6	36	DD111012	10	42

Parts Index

Part Number	Figure No.	Page No.	Part Number	Figure No.	Page No.
DD111018	7	42	DH101388	7	26
DD111048	8	42	DH101392	7	8
DD121181	19	24	DH101509	10	18
DD151009	12	62	DH101607	9	36
DD181176	12	98	DH101648	14	28
DD191142	15	72	DH101781	2	40
DD191147	11	72	DH101784	6	22
DD201011	4	98	DH121038	7	4
DE181033	17	76	DH121038	14	34
DE181033	17	78	DH121169	3	32
DF161102	7	56	DH151029	15	70
DF161413	4	52	DH151057	4	60
DF161426	17	34	DH161066	6	56
DF191020	2	54	DH161121	4	56
DF201058	11	94	DH161194	5	52
DF201138	1	98	DH171019	29	66
DG101029	3	6	DH181014	5	48
DG101339	11	18	DH191037	8	86
DG101418	7	24	DJ141008	8	84
DG151022	12	58	DJ151033	11	66
DG161121	2	84	DJ151033	11	68
DG161124	9	56	DJ151035	5	66
DH101048	5	8	DJ151035	5	68
DH101380	8	20	DJ151036	14	50
DH101380	18	40	DJ151037	15	50
DH101380	4	42	DJ151047	17	50
DH101387	4	8	DJ151053	1	68
DH101388	15	24	DJ151081	8	62

Parts Index

Part Number	Figure No.	Page No.	Part Number	Figure No.	Page No.
DJ151092	18	68	DP161145	9	98
DJ181042	21	76	DP161163	11	52
DJ181042	22	78	DP161170	8	52
DJ181043	23	76	DP171006	6	50
DJ181043	24	78	DP211009	8	44
DJ181085	24	76	DS101117	8	30
DJ181085	25	78	DS101154	6	12
DJ181087	2A	76	DS101215	8	24
DJ181087	2A	78	DS101276	3	8
DJ181115	4	48	DS109905	14	8
DJ191054	6	72	DS121126	7	34
DJ191055	5	72	DS141009	1	82
DJ201046	2	92	DS141013	7	82
DJ201046	2	94	DS151003	1	58
DJ201051	3	92	DS151004	7	58
DJ201051	3	94	DS151005	8	58
DJ221003	3	72	DS151009	10	58
DJ221004	4	72	DS151010	11	58
DK151094	12	66	DS151029	6	58
DK151094	14	68	DS151034	4	58
DL181009	23	94	DS151048	2	60
DL181010	25	94	DS151049	3	60
DM201026	19	98	DS151052	5	60
DM221013	1	102	DS151053	3	58
DP101165	4	10	DS151053	6	60
DP121025	7	2	DS151056	3	64
DP121025	8	34	DS151060	5	62
DP161144	11	98	DS151067	15	66

Parts Index

Part Number	Figure No.	Page No.	Part Number	Figure No.	Page No.
DS151068	9	66	DS181016	9	78
DS151068	7	68	DS181018	2	48
DS151073	10	66	DS181020	12	76
DS151073	8	68	DS181020	12	78
DS151074	7	66	DS181022	2	72
DS151074	10	68	DS181070	26	78
DS151076	20	66	DS181072	27	78
DS151080	1	60	DS181084	6	76
DS151087	12	64	DS181084	6	78
DS151089	11	64	DS191018	14	72
DS151091	14	64	DS191035	4	70
DS151092	16	64	DS191038	26	74
DS151094	17	64	DS191052	7	72
DS151094	28	68	DS201019	5	92
DS151095	15	64	DS201019	5	94
DS161150	12	26	DS201020	6	92
DS181005	20	74	DS201020	6	94
DS181005	10	76	DS201021	7	92
DS181005	10	78	DS201021	7	94
DS181007	18	72	DS201025	9	100
DS181008	19	72	DS201082	6	100
DS181009	21	74	DU101213	19	14
DS181010	22	74	DU161102	3	84
DS181012	19	76	DU181021	1	72
DS181012	19	78	DU191003	17	72
DS181015	8	76	DU191009	8	72
DS181015	8	78	DU201012	3	96
DS181016	9	76	DU201014	4	96

Parts Index

Part Number	Figure No.	Page No.	Part Number	Figure No.	Page No.
DU201016	6	96	JA351618	14	40
DU201029	4	92	JA351619	16	40
DU201029	4	94	JA351624	15	40
DX151022	27	66	JA351626	9	40
DX151022	25	68	JA351627	11	40
DZ201025	1	96	JA401801	8	100
DZ201026	2	96	JA511008	4	2
FD101078	3	38	JA511011	6	2
FD211006	2	44	JA511011	9	34
FD211007	3	44	JA511028	2	4
GF201053	12	100	JA511211	1	6
JA113201	2	56	JA511216	2	8
JA113202	5	56	JA521015	6	10
JA113402	2	46	JA521018	10	8
JA113403	4	46	JA521019	11	8
JA121003	12	50	JA521019	22	24
JA131603	2	62	JA531012	8	12
JA131605	14	62	JA531015	9	12
JA131606	22	62	JA541005	8	22
JA131606	26	64	JA541005	9	26
JA131607	10	62	JA541010	5	20
JA231201	6	104	JA541011	4	20
JA231202	7	104	JA541012	13	20
JA351602	11	40	JA541016	2	38
JA351604	8	40	JA541028	13	42
JA351606	9	40	JA541034	10	22
JA351608	12	40	JA541205	3	26
JA351609	13	40	JA541211	11	24

Parts Index

Part Number	Figure No.	Page No.	Part Number	Figure No.	Page No.
JA541212	16	24	JA581291	18	32
JA541216	14	24	JA581314	15	32
JA541221	8	26	JA581406	5	4
JA541225	12	24	JA621001	7	30
JA541233	10	26	JA621002	9	30
JA541236	9	24	JA621006	11	30
JA541237	10	24	JA621201	1	30
JA551002	4	14	JA621206	2	30
JA551004	7	14	JA621402	4	40
JA551008	15	14	JA621406	5	40
JA551009	16	14	JA621410	3	40
JA551406	3	28	JA621414	1	40
JA551414	6	28	JB113005	7	36
JA551415	8	28	JB122003	9	50
JA551419	7	28	JB122016	1	50
JA561002	3	16	JB131017	1A	64
JA561207	4	18	JB131018	2	64
JA561208	5	18	JB131019	1	64
JA561209	6	18	JB131022	4	64
JA561211	12	18	JB131224	23	68
JA581005	3	34	JB151012	15	94
JA581006	4	34	JB151013	16	94
JA581009	5	34	JB161002	12	70
JA581011	12	34	JB181220	4	90
JA581012	6	34	JB181221	5	90
JA581013	11	34	JB181239	3	90
JA581221	6	32	JB231206	4	104
JA581223	2	32	JB401400	9	72

Parts Index

Part Number	Figure No.	Page No.	Part Number	Figure No.	Page No.
JB401409	10	72	JV171001	4	84
JB531021	10	12	JV181408	5	54
JB581001	10	34	JV181410	6	54
JB581202	10	32	JV191001	1	44
JB581204	11	32	JV351204	5	42
JD511010	3	2	JV401602	1	100
JD521002	1	10	JV401801	7	100
JD541000	19	22	JV402204	13	100
JD551400	2	28	JV402205	14	100
JD561004	6	16	JV521003	8	8
JD561011	4	16	JV541006	15	22
JE531001	5	12	JV541007	2	2
JE541008	14	30	JV541007	11	20
JE551401	6	24	JV541007	16	22
JG571024	13	22	JV541007	17	24
JK113008	9	52	JV541007	4	26
JK351600	10	100	JV541205	21	24
JK541212	13	24	JV541208	5	24
JK541213	6	26	JV541209	18	24
JK541214	2	24	JV541212	5	26
JK541214	13	26	JV541215	2	26
JN131812	19	62	JV541216	10	20
JN131812	8	64	JW122004	14	70
JN131812	18	66	JW131601	24	66
JN131812	17	68	JW181229	14	94
JN141002	1	66	JW181232	13	94
JN402000	12	42	JW561206	2	18
JV161014	9	70	JW561208	3	18

Parts Index

Part Number	Figure No.	Page No.	Part Number	Figure No.	Page No.
JZ131803	22	68	PF113008	1	104
JZ511004	1	8	PF113009	2	104
JZ511016	3	4	PF113202	1	56
JZ511021	1	2	PF113402	1	46
JZ511203	2	6	PF121012	1	76
JZ551004	18	14	PF121015	25	76
JZ551204	14	14	PF121016	26	76
JZ551205	13	14	PF121017	5	76
JZ561002	7	16	PF121017	5	78
JZ561401	9	18	PF121018	15	76
JZ581216	17	32	PF121018	15	78
JZ581220	16	32	PF121019	16	76
JZ621000	10	30	PF121019	16	78
KADF0820	16	54	PF121024	21	78
KADF0822	2	52	PF121025	12	94
LAC00021	5	44	PF121026	1	78
LAD00011	10	40	PF121028	22	76
LBD00001	21	64	PF121028	23	78
LCA00001	3	68	PF122005	3	50
LDB00002	4	68	PF131001	2	58
LJA00004	14	22	PF131012	1	60
PA131003	5A	64	PF131208	26	66
PA131600	6	64	PF131208	24	68
PF111000	1	48	PF131210	5	58
PF113000	1	52	PF131222	4	60
PF113001	3	52	PF161001	2	70
PF113002	6	52	PF161002	1	70
PF113003	7	52	PF161208	3	88

Parts Index

Part Number	Figure No.	Page No.	Part Number	Figure No.	Page No.
PF161209	4	88	PF401408	16	72
PF161211	1	88	PF402200	3	100
PF161212	2	88	PF402400	1	86
PF161213	5	88	PF402401	2	86
PF171802	4	82	PF402402	4	86
PF171803	9	82	PF402403	6	86
PF181209	1	80	PF402404	9	86
PF181209	22	94	PF402405	3	86
PF181211	21	94	PF402406	5	86
PF181404	1	54	PF402600	6	82
PF181408	3	54	PF501004	1	20
PF191000	1	44	PF511021	8	2
PF231201	5	104	PF511027	5	2
PF231401	7	98	PF531000	4	12
PF231405	6	44	PF541018	7	20
PF232601	2A	72	PF551002	1	14
PF232601	5	82	PF551003	8	14
PF351003	1	42	PF551200	6	14
PF351004	2	42	PF551201	5	14
PF351201	6	42	PF551202	2	14
PF351600	7	40	PF551203	10	14
PF401000	1	92	PF551204	11	14
PF401000	1	94	PF551205	12	14
PF401007	1	92	PF551206	9	14
PF401007	1	94	PF551403	1	28
PF401009	11	92	PF551405	9	28
PF401403	5	100	PF551406	10	28
PF401404	4	100	PF561000	1	16

Parts Index

Part Number	Figure No.	Page No.	Part Number	Figure No.	Page No.
PF561002	5	16			
PF561200	1	18			
PF571000	1	38			
PF571001	5	38			
PF581002	2	34			
PF581003	1	34			
PF581200	1	32			
PF581401	4	4			
PF581402	6	4			
PF591043	10	36			
PF591045	8	36			
PF71013E	3	80			
PF71013F	3	80			
PF7101X3	3	80			
PF72013E	2	80			
PF72013F	2	80			
PF7201X3	2	80			
PF73013E	5	80			
PF73013F	5	80			
PF7301X3	5	80			
PF73023E	4	80			
PF73023F	4	80			
PF7302X3	4	80			
PF74013E	6	80			
PF74013F	6	80			
PF7401X3	6	80			